

City of Forks
Council Meeting Minutes Regular Session
City Council Chambers
June 23, 2025 7:30 p.m.

PLEDGE OF ALLEGIANCE AND CALL TO ORDER

0:04 Mayor Fletcher led the Pledge of Allegiance and then called the meeting to order at 7:30 p.m.

0:29 **ROLL CALL**

Council members present: Patel, Soha, Gingell, Coleman, and Mayor Fletcher. Absent: Wood. Staff present: DePew, Clerk/Treasurer, Fleck, Attorney/Planner, Rowley, Police Chief, and Hampton, Public Works Director.

MODIFICATIONS/APPROVAL OF AGENDA

0:53 **Motion** to approve the agenda as presented by Soha, second Gingell, motion carried.

PUBLIC COMMENT

1:24 Sarah Huling read comments she had previously submitted regarding received and potential grants.

3:55 Mark Soderlind said the guest he spoke about at the last Regular Council Meeting would not be attending tonight's meeting, and commented on the importance of clean drinking water.

6:00 Corey Pearson spoke on a number of issues associated with the 5G tower.

11:23 Kathy Clark spoke about the potential effects of a 5G tower on the environment and wellbeing.

14:52 Dave Ferguson said he has not had a response for pushing his appeal with the Planning Commission back to July 1, and that his records requests were not satisfied in a timely fashion.

ACTION ITEMS

1. Minutes of Regular Meeting held May 27, 2025

16:25 **Motion** to approve minutes of the Regular Meeting held May 27, 2025 by Patel, second Coleman, motion carried.

2. Minutes of Regular Meeting held June 9, 2025

16:49 **Motion** to approve minutes of the Regular Meeting held June 9, 2025 by Patel, second Coleman, motion carried.

17:11 **3. Motion** to approve manual check 44533 in the amount of \$326.70, payroll checks 44534 through 44549 in the amount of \$81,533.28, and claim checks 44550

through 44582 and EFTs as included in the total amount of \$218,329.15 by Patel, second Gingell, motion carried.

4. Resolution No. 526: Industrial Park Timber Sale

17:59 **Motion** to approve Resolution 526, Industrial Park Timber Sale by Soha, second Gingell, motion carried.

18:20 **5. May 2025 Treasurer's Report**

Clerk/Treasurer DePew noted the reason the streets fund shows a negative balance in May is because we were waiting for reimbursement from the Transportation Improvement Board, which has since been received.

18:30 **Motion** to approve the May 2025 Treasurer's Report by Soha, second Patel, motion carried.

19:04 **6. Quillayute Airport FAA Grant Approval**

Attorney/Planner Fleck explained the action required for the \$300,000 Airport Improvement Project grant, that the grant comes with a 15% match, and that the initial portion of the grant will be used for design and permitting.

19:50 **Motion** to authorize the Mayor to sign the grant application and accept the award of \$300,000 for runway improvements at the Quillayute Airport.

7. Grant 4th of July Committee Use of Tillicum Park, RAC, and HWY 101 for July 4, 2025

20:37 **Motion** to grant the 4th of July Committee use of Tillicum Park, the RAC, and Hwy 101 for the Independence Day celebration.

DISCUSSION ITEMS

1. Council Member Reports

21:17 **Council Member Soha** joked that a new local street should be added to the street plan next year so locals can avoid Forks Ave/Hwy 101 tourist traffic.

23:05 **Council Member Gingell** reported having attended the Clallam Transit Board meeting where a new Transit Development Plan that includes Rialto and Hoh Rain Forest runs from Forks was adopted. Parking will be an issue. He said he also attended the Clallam County Board of Health meeting where they discussed the opioid settlement award coming to Clallam County and how that money may be spent.

25:39 **Council Member Coleman** said he is interested in having volunteers restore the totem pole downtown.

2. Staff Reports

26:27 **Public Works Director Hampton** said his crew is getting ready for the 4th of July celebration. Mayor Fletcher added that an opportunity for community members to learn more about the upcoming chip-seal project will be offered.

26:53 **Police Chief Rowley** addressed the issue of co-occurring opioid use and mental health and offered suggestions on how he would like to see money from the opioid settlement spent. Some discussion ensued.

34:45 **Attorney/Planner Fleck** added to the discussion of co-occurring opioid use and groups that deal with the issue. He then reported making progress with a prospective tenant at the Industrial Park and that he had met with the Executive Director of the Port of Port Angeles to discuss how the Port might help with activities there. He also reported that the City hosted Congresswoman Emily Randall and a RECOMPETE luncheon, and went on to provide details about the discussion had there. Finally, he announced the City will be serving as host of the Washington Forest Products Roundtable to be held in Sequim.

39:54 **3. Mayor's Report**


Mayor Fletcher added more about the roundtable. He then talked about the totem pole at the triangle in town and the visit by, and discussions with, Congresswoman Randall. He then said efforts associated with the prospective tenant at the Industrial Park are coming together, albeit slowly, and invited Sarah Huling to work with the Tillicum Park Board on improvements to the playground equipment.

4. ADJOURNMENT

43:54 **Motion** to adjourn by Soha, second Coleman, motion carried. Meeting adjourned at 8:14 p.m.

Tim Fletcher, Mayor

Caryn DePew, Clerk/Treasurer



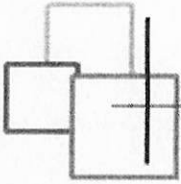
Voucher Directory

Fiscal: : 2025 - June

Council Date: : 2025 - June - Manuals Second Council

Vendor	Number	Reference	Account Number	Description	Amount
Clallam County PUD	44583			2025 - June - Manuals Second Council	
		062025/PUD			
			PUD		
			001-000-000-512-52-47-00	PUD Services	\$310.97
			001-000-000-514-23-47-00	PUD Services	\$219.51
			001-000-000-521-20-47-00	PUD Services	\$365.84
			001-000-000-523-61-47-00	PUD Services	\$420.72
			001-000-000-576-80-47-00	PUD Services	\$55.92
			001-000-000-576-80-47-00	PUD Services	\$83.31
			001-000-000-576-80-47-71	PUD Services	\$81.89
			001-000-000-576-80-47-72	PUD Services	\$88.67
			001-000-000-576-80-47-73	PUD Services	\$126.02
			101-000-000-542-31-47-00	PUD Services	\$695.54
			101-000-000-542-31-47-00	PUD Services	\$70.90
			101-000-000-542-31-47-00	PUD Services	\$198.63
			101-000-000-542-31-47-00	PUD Services	\$66.87
			150-000-000-547-10-47-01	PUD Services	\$285.56
			400-000-000-534-80-47-00	PUD Services	\$256.09
			400-000-000-534-80-47-00	PUD Services	\$369.05
			400-000-000-534-80-47-00	PUD Services	\$58.12
			400-000-000-534-80-47-41	PUD Services	\$595.35
			400-000-000-534-80-47-42	PUD Services	\$1,084.82
			400-000-000-534-80-47-44	PUD Services	\$366.25

Vendor	Number	Reference	Account Number	Description	Amount
			400-000-000-534-80-47-46	PUD Services	\$122.80
			402-000-000-535-80-47-00	PUD Services	\$91.46
			402-000-000-535-80-47-50	PUD-Biosolids Bldg	\$674.13
			402-000-000-535-80-47-51	PUD-Pump Station	\$118.45
			402-000-000-535-80-47-52	PUD-Lab	\$2,480.37
			410-000-000-546-10-47-00	PUD Services	\$218.30
			410-000-000-552-10-47-00	PUD Services	\$164.63
			410-000-000-552-50-47-00	PUD Services	\$242.51
			410-000-000-575-50-47-00	PUD Services	\$326.52
			412-000-000-546-10-47-00	PUD Services	\$53.73
			412-000-000-546-10-47-00	PUD Services	\$64.76
			412-000-000-546-10-47-00	PUD Services	\$115.95
		Total 062025/PUD			\$10,473.64
	Total 44583				\$10,473.64
Total Clallam County PUD					\$10,473.64
Grand Total		Vendor Count	1		\$10,473.64



Fund Transaction Summary

Transaction Type: Invoice
Fiscal: 2025 - June - Manuals Second Council

Fund Number	Description	Amount
001	General Fund	\$1,752.85
101	Street	\$1,031.94
150	Transit Center Fund	\$285.56
400	Water	\$2,852.48
402	Sewer	\$3,364.41
410	Airport/Industrial Park	\$951.96
412	Quillayute Airport	\$234.44
	Count: 7	\$10,473.64

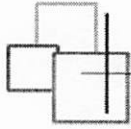
I, the undersigned, do hereby certify under penalty of perjury that the materials have been furnished, the services rendered or the labor performed as described herein, that any advance payment is due and payable pursuant to a contract or is available as an option for full or partial fulfillment of a contractual obligation, and that the claim is a just, due and unpaid obligation against the City of Forks, and that I am authorized to authenticate and certify to said claim.

Signed: _____
Title: Accounting Technician

Date: _____

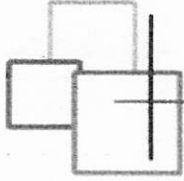
Audited and ordered paid by Forks City Council:

Auditing Committee



Register

Number	Name	Fiscal Description	Cleared	Amount
<u>44584</u>	AFLAC Remittance Processing	2025 - July - First Council Date		\$21.00
<u>44585</u>	AWC Employee Benefit Trust	2025 - July - First Council Date		\$49,169.75
<u>44586</u>	AWC Life Ins - Supplemental	2025 - July - First Council Date		\$36.20
<u>44587</u>	City of Forks	2025 - July - First Council Date		\$153.00
<u>44588</u>	Department of Employment Security	2025 - July - First Council Date		\$146.96
<u>44589</u>	Dept of Labor & Industry	2025 - July - First Council Date		\$2,173.46
<u>44590</u>	Dept of Retirement - Def Comp	2025 - July - First Council Date		\$629.52
<u>44591</u>	Dept of Retirement - Def Comp - Roth	2025 - July - First Council Date		\$56.55
<u>44592</u>	Dept of Retirement Systems-LEOFF	2025 - July - First Council Date		\$1,823.88
<u>44593</u>	Dept of Retirement Systems-PERS 2	2025 - July - First Council Date		\$5,930.93
<u>44594</u>	Dept of Retirement Systems-PERS 3	2025 - July - First Council Date		\$699.12
<u>44595</u>	Dept of Retirement Systems-PSERS	2025 - July - First Council Date		\$2,219.88
<u>44596</u>	EFTPS	2025 - July - First Council Date		\$16,739.58
<u>44597</u>	Employment Security Dept - PFML	2025 - July - First Council Date		\$483.38
<u>44598</u>	HRA Veba Trust	2025 - July - First Council Date		\$1,062.65
<u>44599</u>	Northwest Administrators	2025 - July - First Council Date		\$3,362.10
<u>44600</u>	Teamsters Local 589	2025 - July - First Council Date		\$267.50
<u>44601</u>	United Way	2025 - July - First Council Date		\$37.00
<u>44602</u>	WA Cares	2025 - July - First Council Date		\$301.39
<u>Direct Deposit Run - 7/3/2025</u>	Payroll Vendor	2025 - July - First Council Date		\$54,928.44
				\$140,242.29



Fund Transaction Summary

Transaction Type: Invoice
Fiscal: 2025 - July - First Council Date

Fund Number	Description	Amount
001	General Fund	\$70,922.26
101	Street	\$12,433.65
140	Lodging Tax Fund	\$1,164.34
150	Transit Center Fund	\$75.80
400	Water	\$33,068.95
402	Sewer	\$14,606.57
410	Airport/Industrial Park	\$7,970.72
	Count: 7	\$140,242.29


I, the undersigned, do hereby certify under penalty of perjury that the materials have been furnished, the services rendered or the labor performed as described herein, that any advance payment is due and payable pursuant to a contract or is available as an option for full or partial fulfillment of a contractual obligation, and that the claim is a just, due and unpaid obligation against the City of Forks, and that I am authorized to authenticate and certify to said claim.

Signed: _____
Title: Accounting Technician

Date: _____

Audited and ordered paid by Forks City Council:

Auditing Committee



Voucher Directory

Fiscal: : 2025 - July

Council Date: : 2025 - July - First Council Date

Vendor	Number	Reference	Account Number	Description	Amount
Beckwith Consulting Group					
	44603			2025 - July - First Council Date	
		#12			
			GMA Grant		
			001-000-000-558-61-41-03	GMA Grant Prof Serv GMA	\$15,000.00
		Total #12			\$15,000.00
		#13			
			GMA Grant		
			001-000-000-558-61-41-03	GMA Grant Prof Serv GMA	\$10,000.00
		Total #13			\$10,000.00
	Total 44603				\$25,000.00
Total Beckwith Consulting Group					\$25,000.00
C C District Court II					
	44604			2025 - July - First Council Date	
		072025/CCDC2			
			Cases Filed		
			001-000-000-512-52-41-02	Cases Filed	\$1,406.00
		Total 072025/CCDC2			\$1,406.00
	Total 44604				\$1,406.00
Total C C District Court II					\$1,406.00

Vendor	Number	Reference	Account Number	Description	Amount
--------	--------	-----------	----------------	-------------	--------

C.C. Dept Of Health & Human Service

44605

2025 - July - First Council Date

25-0318

Testing

400-000-000-534-80-41-42

Testing

\$126.00

Total 25-0318

\$126.00

Total 44605

\$126.00

Total C.C. Dept Of Health & Human Service

\$126.00

Carradine, Tim

44606

2025 - July - First Council Date

7338

IT Services

001-000-000-511-61-41-00

Professional Services

\$40.73

001-000-000-514-23-23-00

Workmans Comp.

\$470.03

001-000-000-514-23-48-02

Computer Repair

\$0.81

001-000-000-515-31-48-02

Computer Repair

\$27.16

001-000-000-523-61-48-17

Computer Repair

\$2.04

001-000-000-558-50-41-00

Professional Services

\$2.71

001-000-000-558-61-48-02

Computer Repair

\$27.16

101-000-000-542-31-48-41

Computer Repair

\$10.86

101-000-000-542-31-48-41

Computer Repair

\$38.01

400-000-000-534-80-48-41

Computer Repair

\$32.58

400-000-000-534-80-48-41

Computer Repair

\$54.29

400-000-000-534-80-48-41

Computer Repair

\$26.88

400-000-000-534-80-48-41

Computer Repair

\$114.23

400-000-000-534-80-48-41

Computer Repair

\$329.87

400-000-000-534-80-48-41

Computer Repair

\$765.91

402-000-000-535-80-48-01

Computer Repair

\$109.96

402-000-000-535-80-48-01

Computer Repair

\$261.03

402-000-000-535-80-48-01

Computer Repair

\$8.96

Vendor	Number	Reference	Account Number	Description	Amount
			402-000-000-535-80-48-01	Computer Repair	\$8.15
			402-000-000-535-80-48-01	Computer Repair	\$512.59
			410-000-000-546-10-41-00	Professional Services	\$2.04
			410-000-000-552-10-48-02	Computer Repair	\$54.29
			412-000-000-546-10-41-00	Professional Services	\$243.68
		Total 7338			\$3,143.97
		7339			
			IT Services		
			001-000-000-521-20-48-28	Computer Repair	\$291.86
			001-000-000-523-61-48-17	Computer Repair	\$291.87
		Total 7339			\$583.73
	Total 44606				\$3,727.70
Total Carradine, Tim					\$3,727.70

City of Forks - Water

44607

2025 - July - First Council Date

072025/Water

Water

001-000-000-512-52-47-01	Water Services	\$74.13
001-000-000-514-23-47-01	Water	\$52.33
001-000-000-521-20-47-01	Water	\$87.21
001-000-000-523-61-47-01	Water	\$93.57
001-000-000-523-61-47-01	Water	\$100.29
001-000-000-554-31-47-00	Water	\$38.27
001-000-000-576-80-47-01	Water	\$365.66
001-000-000-576-80-47-01	Water	\$89.37
001-000-000-576-80-47-01	Water	\$89.37
101-000-000-542-31-47-01	Water	\$4.47
140-000-000-557-30-47-01	VIC/Museum Water	\$63.66
150-000-000-547-10-47-00	Water	\$125.08
400-000-000-534-80-47-01	Water	\$84.90
400-000-000-534-80-47-01	Water	\$61.05

Vendor	Number	Reference	Account Number	Description	Amount
			402-000-000-535-80-47-01	Water	\$1,819.25
			402-000-000-535-80-47-01	Water	\$21.80
			410-000-000-552-10-47-01	Water	\$39.25
			410-000-000-552-50-47-01	Water	\$89.37
			410-000-000-575-50-47-01	Water	\$226.46
		Total 072025/Water			\$3,525.49
	Total 44607				\$3,525.49
Total City of Forks - Water					\$3,525.49
Clallam Public Defender					
	44608			2025 - July - First Council Date	
		072025/Public Defender			
			Public Defender Services		
			001-000-000-512-52-41-00	Public Defender	\$2,833.33
		Total 072025/Public Defender			\$2,833.33
	Total 44608				\$2,833.33
Total Clallam Public Defender					\$2,833.33
Clearly Communications					
	44609			2025 - July - First Council Date	
		INV408019			
			VOIP Telephone Service		
			001-000-000-514-23-42-00	Communications	\$72.82
			001-000-000-521-20-42-00	Communication	\$36.68
			001-000-000-523-61-42-00	Communication	\$36.68
			400-000-000-534-80-42-00	Communication	\$111.83
			402-000-000-535-80-42-00	Communication	\$39.01
			410-000-000-546-10-42-00	Communication	\$36.40
		Total INV408019			\$333.42
	Total 44609				\$333.42
Total Clearly Communications					\$333.42

Vendor	Number	Reference	Account Number	Description	Amount
Coast Controls & Automation, Inc					
	44610			2025 - July - First Council Date	
		00025203			
			Flow Meter Calibration-WWTP		
			402-000-000-535-80-41-00	Professional Services	\$705.90
		Total 00025203			\$705.90
		00025204			
			Flow Meter Calibration-Water		
			400-000-000-534-80-41-00	Professional Services	\$705.90
		Total 00025204			\$705.90
	Total 44610				\$1,411.80
Total Coast Controls & Automation, Inc					\$1,411.80

Decker City Hardware Inc					
	44611			2025 - July - First Council Date	
		072025/CIT001			
			Supplies		
			001-000-000-576-80-31-00	Operating Supplies	\$15.30
			001-000-000-576-80-31-00	Operating Supplies	\$39.07
			001-000-000-576-80-31-00	Operating Supplies	\$107.49
			001-000-000-576-80-31-00	Operating Supplies	\$54.28
			101-000-000-542-31-31-00	Operating Supplies	\$1.73
			101-000-000-542-31-31-00	Operating Supplies	\$30.79
			101-000-000-542-31-31-00	Operating Supplies	\$14.19
			101-000-000-542-31-31-00	Operating Supplies	\$8.79
			101-000-000-542-31-31-00	Operating Supplies	\$87.85
			101-000-000-542-31-31-00	Operating Supplies	\$15.82
			101-000-000-542-31-31-00	Operating Supplies	\$60.88
			101-000-000-542-31-31-00	Operating Supplies	\$340.99
			101-000-000-542-31-31-00	Operating Supplies	\$8.79
			101-000-000-542-31-31-00	Operating Supplies	\$5.42
			101-000-000-542-31-31-00	Operating Supplies	\$4.43

Vendor	Number	Reference	Account Number	Description	Amount
			101-000-000-542-31-31-00	Operating Supplies	\$28.23
			101-000-000-542-31-31-00	Operating Supplies	\$2.70
			101-000-000-542-31-31-00	Operating Supplies	\$8.24
			101-000-000-542-31-31-00	Operating Supplies	\$8.24
			101-000-000-542-31-31-00	Operating Supplies	\$18.65
			101-000-000-542-31-31-00	Operating Supplies	\$32.66
			101-000-000-542-31-31-00	Operating Supplies	\$44.52
			101-000-000-542-31-31-00	Operating Supplies	\$24.92
			150-000-000-547-10-31-00	Operating Supplies	\$39.51
			150-000-000-547-10-31-00	Operating Supplies	\$34.74
			400-000-000-534-80-31-00	Operating Supplies	\$22.98
			400-000-000-534-80-31-00	Operating Supplies	\$48.70
			400-000-000-534-80-31-00	Operating Supplies	\$22.66
			400-000-000-534-80-31-00	Operating Supplies	\$31.04
			400-000-000-534-80-31-00	Operating Supplies	\$16.59
			400-000-000-534-80-31-00	Operating Supplies	\$11.06
			400-000-000-534-80-31-00	Operating Supplies	\$12.55
			400-000-000-534-80-31-00	Operating Supplies	(\$107.49)
			400-000-000-534-80-31-00	Operating Supplies	\$9.98
			400-000-000-534-80-31-00	Operating Supplies	\$41.26
			400-000-000-534-80-31-00	Operating Supplies	\$112.03
			400-000-000-534-80-31-00	Operating Supplies	\$213.64
			400-000-000-534-80-31-00	Operating Supplies	\$17.37
			400-000-000-534-80-31-00	Operating Supplies	\$10.09
			400-000-000-534-80-31-00	Operating Supplies	\$81.54
			400-000-000-534-80-31-00	Operating Supplies	\$3.67
			400-000-000-534-80-31-41	Tools	\$100.38
			400-000-000-534-80-31-41	Tools	\$25.08
			400-000-000-534-80-31-41	Tools	\$39.62
			402-000-000-535-80-31-00	Operating Supplies	\$195.46
			402-000-000-535-80-31-00	Operating Supplies	\$1.30
			402-000-000-535-80-31-00	Operating Supplies	\$11.71

Vendor	Number	Reference	Account Number	Description	Amount
			402-000-000-535-80-31-00	Operating Supplies	\$9.22
			410-000-000-546-10-31-00	Operating Supplies	\$57.66
			410-000-000-575-50-31-00	Operating Supplies	\$11.92
			410-000-000-575-50-31-00	Operating Supplies	\$49.26
			410-000-000-575-50-31-00	Operating Supplies	\$1.74
			410-000-000-575-50-31-00	Operating Supplies	\$6.26
			410-000-000-575-50-31-00	Operating Supplies	\$7.33
			410-000-000-575-50-31-00	Operating Supplies	\$94.98
		Total 072025/CIT001			\$2,197.82
	Total 44611				\$2,197.82
Total Decker City Hardware Inc					\$2,197.82
Dr Pat's Pet Care					
	44612			2025 - July - First Council Date	
		81144			
			Shelter Animals		
			001-000-000-554-31-41-00	Professional Services	\$1,414.59
		Total 81144			\$1,414.59
	Total 44612				\$1,414.59
Total Dr Pat's Pet Care					\$1,414.59
Ferguson Enterprises LLC DBA Pollardwater					
	44613			2025 - July - First Council Date	
		0083312			
			Parts		
			400-000-000-534-80-31-00	Operating Supplies	\$555.92
		Total 0083312			\$555.92
	Total 44613				\$555.92
Total Ferguson Enterprises LLC DBA Pollardwater					\$555.92
Ferguson Enterprises, Inc.					
	44614			2025 - July - First Council Date	

Vendor	Number	Reference	Account Number	Description	Amount
		0081099-1			
			Parts		
			400-000-000-534-80-31-00	Operating Supplies	\$20.07
		Total 0081099-1			\$20.07
	Total 44614				\$20.07
Total Ferguson Enterprises, Inc.					\$20.07
Forks Old Fashioned 4th of July Committee					
	44615			2025 - July - First Council Date	
		2025 LT/4th of July			
			2025 LT Award		
			140-000-000-557-30-49-25	4th of July Committee	\$21,540.00
		Total 2025 LT/4th of July			\$21,540.00
	Total 44615				\$21,540.00
Total Forks Old Fashioned 4th of July Committee					\$21,540.00
Forks Outfitters, Inc					
	44616			2025 - July - First Council Date	
		072025/Outfitters			
			Supplies-Acct. #16		
			001-000-000-511-61-49-00	Misc	\$43.32
			001-000-000-514-23-31-45	Janitorial Supplies	\$5.15
			001-000-000-521-20-31-45	Janitorial Supplies	\$5.74
			001-000-000-576-80-31-75	Janitorial Cleaning Supplies	\$1.59
			101-000-000-542-31-31-00	Operating Supplies	\$32.97
			101-000-000-542-31-31-00	Operating Supplies	\$13.01
			101-000-000-542-31-31-00	Operating Supplies	\$42.32
			101-000-000-542-31-31-00	Operating Supplies	\$36.90
			101-000-000-542-31-31-00	Operating Supplies	\$120.72
			101-000-000-542-31-31-00	Operating Supplies	\$29.27
			101-000-000-542-31-31-00	Operating Supplies	\$26.69
			101-000-000-542-31-31-00	Operating Supplies	\$27.10

Vendor	Number	Reference	Account Number	Description	Amount
			101-000-000-542-31-31-00	Operating Supplies	\$67.73
			101-000-000-542-31-31-00	Operating Supplies	\$102.89
			400-000-000-534-80-31-00	Operating Supplies	\$7.81
			400-000-000-534-80-31-00	Operating Supplies	\$30.40
			400-000-000-534-80-31-00	Operating Supplies	\$36.91
			400-000-000-534-80-31-00	Operating Supplies	\$44.28
			400-000-000-534-80-31-00	Operating Supplies	\$27.98
			400-000-000-534-80-31-00	Operating Supplies	\$40.17
			400-000-000-534-80-31-00	Operating Supplies	\$18.21
			400-000-000-534-80-31-00	Operating Supplies	\$8.67
			400-000-000-534-80-31-41	Tools	\$68.71
			400-000-000-534-80-31-41	Tools	\$36.55
			400-000-000-534-80-31-45	Janitorial Cleaning Supplies	\$12.96
			402-000-000-535-80-31-00	Operating Supplies	\$10.41
			402-000-000-535-80-31-00	Operating Supplies	\$4.33
			402-000-000-535-80-31-00	Operating Supplies	\$1.73
			402-000-000-535-80-31-55	Janitorial Cleaning Supplies	\$4.95
			410-000-000-546-10-31-00	Operating Supplies	\$8.24
			Total 072025/Outfitters		\$917.71
	Total 44616				\$917.71
Total Forks Outfitters, Inc					\$917.71

Gagnon, Brent

44617

2025 - July - First Council Date

296

Bark-Transit

150-000-000-547-10-31-00 Operating Supplies \$225.00

Total 296

\$225.00

297

Bark-Park

001-000-000-576-80-31-00 Operating Supplies \$225.00

Total 297

\$225.00

Vendor	Number	Reference	Account Number	Description	Amount
	Total 44617				\$450.00
Total Gagnon, Brent					\$450.00
Galls					
	44618			2025 - July - First Council Date	
		030794819			
			Rakoz Class A		
			001-000-000-521-20-14-04	Uniforms-P13 Rakoz	\$106.40
		Total 030794819			\$106.40
	Total 44618				\$106.40
Total Galls					\$106.40
Gene & Paula Hoaglund					
	44619			2025 - July - First Council Date	
		072025/Hoaglund Refund			
			Water Refund-Closed Acct.		
			400-000-000-534-80-49-02	Water Utilities Refund Acc	\$17.60
		Total 072025/Hoaglund Refund			\$17.60
	Total 44619				\$17.60
Total Gene & Paula Hoaglund					\$17.60
Goble Sampson Associates Inc.					
	44620			2025 - July - First Council Date	
		BINV0012612			
			Poly Blend Parts		
			402-000-000-535-80-31-01	Biosolids-Supplies	\$885.46
		Total BINV0012612			\$885.46
	Total 44620				\$885.46
Total Goble Sampson Associates Inc.					\$885.46
ICI Inc.					
	44621			2025 - July - First Council Date	

Vendor	Number	Reference	Account Number	Description	Amount
		5002130			
			Rock-Transit Planter		
			101-000-000-542-31-31-00	Operating Supplies	\$471.10
		Total 5002130			\$471.10
	Total 44621				\$471.10
Total ICI Inc.					\$471.10
Instrument Technologies, Inc.					
	44622			2025 - July - First Council Date	
		ITI-2157			
			Scale Calibration		
			402-000-000-535-80-41-00	Professional Services	\$476.21
		Total ITI-2157			\$476.21
	Total 44622				\$476.21
Total Instrument Technologies, Inc.					\$476.21
Interwest Construction Inc.					
	44623			2025 - July - First Council Date	
		1453.11			
			WWTP Construction		
			402-000-000-594-61-63-02	WWTF - Construction	\$49,257.09
		Total 1453.11			\$49,257.09
	Total 44623				\$49,257.09
Total Interwest Construction Inc.					\$49,257.09
Jaakola, Jeramey					
	44624			2025 - July - First Council Date	
		20250630			
			Vehicle Detailing		
			001-000-000-558-50-41-00	Professional Services	\$8.14
			101-000-000-542-31-41-00	Professional Services	\$32.58
			400-000-000-534-80-41-00	Professional Services	\$97.74

Vendor	Number	Reference	Account Number	Description	Amount
			400-000-000-534-80-41-00	Professional Services	\$217.20
			402-000-000-535-80-41-00	Professional Services	\$24.44
		Total 20250630			\$380.10
	Total 44624				\$380.10
Total Jaakola, Jeramey					\$380.10
Javier Contreras					
	44625			2025 - July - First Council Date	
		072025/Contreras-Lions			
			RAC Deposit Refund		
			410-000-000-582-10-03-00	RAC - Security Deposits	\$500.00
		Total 072025/Contreras-Lions			\$500.00
	Total 44625				\$500.00
Total Javier Contreras					\$500.00
Lemay Mobile Shredding					
	44626			2025 - July - First Council Date	
		4892714S185			
			Shredding		
			001-000-000-521-20-47-18	Refuse	\$8.56
			400-000-000-534-80-47-18	Refuse	\$8.55
		Total 4892714S185			\$17.11
	Total 44626				\$17.11
Total Lemay Mobile Shredding					\$17.11
Lexipol, LLC					
	44627			2025 - July - First Council Date	
		INVPRA11253233			
			Police One Annual Subscription		
			001-000-000-521-20-41-00	Professional Services	\$1,167.12
		Total INVPRA11253233			\$1,167.12
	Total 44627				\$1,167.12

Vendor	Number	Reference	Account Number	Description	Amount
Total Lexipol, LLC					\$1,167.12
Pacific Office Equipment Inc.					
	44628			2025 - July - First Council Date	
		1162107			
			Copier		
			001-000-000-515-31-31-00	Operating Supplies	\$61.55
			001-000-000-558-61-31-00	Operating Supplies	\$61.55
			101-000-000-542-31-31-00	Operating Supplies	\$61.55
			400-000-000-534-80-31-00	Operating Supplies	\$184.66
			402-000-000-535-80-31-00	Operating Supplies	\$123.11
			410-000-000-552-10-31-00	Operating Supplies	\$123.11
		Total 1162107			\$615.53
		1162108			
			Copier		
			001-000-000-523-61-31-00	Operating Supplies	\$28.78
		Total 1162108			\$28.78
		1162109			
			Copier		
			001-000-000-521-20-31-00	Operating Supplies	\$53.97
		Total 1162109			\$53.97
	Total 44628				\$698.28
Total Pacific Office Equipment Inc.					\$698.28
Parametrix					
	44629			2025 - July - First Council Date	
		68184			
			WWTF-Engineerign/Admin.		
			402-000-000-594-61-63-01	WWTF - Engineering/Admin	\$14,244.65
		Total 68184			\$14,244.65
	Total 44629				\$14,244.65
Total Parametrix					\$14,244.65

Vendor	Number	Reference	Account Number	Description	Amount
PetroCard					
	44630			2025 - July - First Council Date	
		0558869-IN			
			Oil		
			400-000-000-534-80-31-00	Operating Supplies	\$166.07
		Total 0558869-IN			\$166.07
		C758415			
			Fuel		
			001-000-000-521-20-32-00	Fuel/oil	\$36.62
		Total C758415			\$36.62
	Total 44630				\$202.69
Total PetroCard					\$202.69
Plumley, William L.					
	44631			2025 - July - First Council Date	
		835522			
			Interpreter Services		
			001-000-000-512-52-41-03	Interpreter	\$65.00
			001-000-000-521-20-41-11	Interpreter	\$422.50
		Total 835522			\$487.50
	Total 44631				\$487.50
Total Plumley, William L.					\$487.50
Polydyne, Inc.					
	44632			2025 - July - First Council Date	
		1938113			
			Poly for Biosolids		
			402-000-000-535-80-31-02	Biosolids-Chemicals	\$4,601.69
		Total 1938113			\$4,601.69
	Total 44632				\$4,601.69
Total Polydyne, Inc.					\$4,601.69

Vendor	Number	Reference	Account Number	Description	Amount
Quillayute Valley School District					
	44633			2025 - July - First Council Date	
		072025/QVSD			
				Final RCO Reimb. Spartan Restrooms	
			305-000-000-334-02-70-02	RCO QVSD Restroom	\$11,718.50
		Total 072025/QVSD			\$11,718.50
	Total 44633				\$11,718.50
Total Quillayute Valley School District					\$11,718.50
QVSD FHS					
	44634			2025 - July - First Council Date	
		062025/QVSD			
				RAC Deposit Refund	
			410-000-000-582-10-03-00	RAC - Security Deposits	\$500.00
		Total 062025/QVSD			\$500.00
	Total 44634				\$500.00
Total QVSD FHS					\$500.00
Rice, Granville					
	44635			2025 - July - First Council Date	
		072025/Rice			
				MC Premium	
			001-000-000-521-20-41-15	Rice	\$185.00
		Total 072025/Rice			\$185.00
	Total 44635				\$185.00
Total Rice, Granville					\$185.00
Stephen Owen					
	44636			2025 - July - First Council Date	
		062025/Owen			
				RAC Deposit Refund	

Vendor	Number	Reference	Account Number	Description	Amount
			410-000-000-582-10-03-00	RAC - Security Deposits	\$500.00
		Total 062025/Owen			\$500.00
	Total 44636				\$500.00
Total Stephen Owen					\$500.00
Trashcans Unlimited, LLC					
	44637			2025 - July - First Council Date	
		014925			
			City Trash Cans		
			001-000-000-576-80-31-00	Operating Supplies	\$14,350.65
		Total 014925			\$14,350.65
	Total 44637				\$14,350.65
Total Trashcans Unlimited, LLC					\$14,350.65
Uline					
	44638			2025 - July - First Council Date	
		194104074			
			RAC Items		
			410-000-000-575-50-31-00	Operating Supplies	\$1,089.69
		Total 194104074			\$1,089.69
	Total 44638				\$1,089.69
Total Uline					\$1,089.69
US Bank					
	44639			2025 - July - First Council Date	
		072025/US Bank			
			Credit Cards		
			001-000-000-511-61-31-00	Operating Supplies	\$15.25
			001-000-000-514-23-31-00	Operating Supplies	\$77.91
			001-000-000-514-23-41-00	Professional Services	\$63.14
			001-000-000-514-23-41-00	Professional Services	\$21.45
			001-000-000-514-23-43-11	Training	\$213.30

Vendor	Number	Reference	Account Number	Description	Amount
			001-000-000-514-23-43-11	Training	\$15.80
			001-000-000-514-23-43-11	Training	\$23.49
			001-000-000-514-23-49-01	Dues & Subscriptions	\$1.50
			001-000-000-515-31-41-00	Professional Services	\$21.82
			001-000-000-515-31-49-00	Misc.	\$53.78
			001-000-000-521-20-31-00	Operating Supplies	\$61.35
			001-000-000-521-20-31-00	Operating Supplies	\$86.89
			001-000-000-521-20-31-00	Operating Supplies	\$8.68
			001-000-000-521-20-41-00	Professional Services	\$23.92
			001-000-000-521-20-41-00	Professional Services	\$70.42
			001-000-000-521-20-41-00	Professional Services	\$900.00
			001-000-000-521-20-48-00	Repair & Maintenance	\$156.38
			001-000-000-521-20-49-00	Misc.	\$53.78
			001-000-000-523-61-31-00	Operating Supplies	\$80.90
			001-000-000-523-61-31-05	Inmate Welfare & Concessions	\$85.92
			001-000-000-523-61-41-00	Professional Services	\$65.55
			001-000-000-523-61-41-00	Professional Services	\$22.27
			001-000-000-523-61-43-11	Training/tuition	\$39.50
			001-000-000-523-61-49-42	Membership/Dues	\$3.75
			001-000-000-558-61-41-00	Professional Services	\$21.82
			101-000-000-542-31-31-00	Operating Supplies	\$23.97
			101-000-000-542-31-31-00	Operating Supplies	\$849.99
			101-000-000-542-31-31-00	Operating Supplies	\$127.03
			101-000-000-542-31-41-00	Professional Services	\$6.60
			101-000-000-542-31-41-00	Professional Services	\$19.43
			400-000-000-534-80-31-00	Operating Supplies	\$194.76
			400-000-000-534-80-31-00	Operating Supplies	\$38.61
			400-000-000-534-80-41-00	Professional Services	\$53.63
			400-000-000-534-80-41-00	Professional Services	\$157.84
			400-000-000-534-80-41-00	Professional Services	\$43.64
			400-000-000-534-80-41-42	Testing	\$89.94
			400-000-000-534-80-41-43	Training	\$347.60

Vendor	Number	Reference	Account Number	Description	Amount
			400-000-000-534-80-41-43	Training	\$38.28
			400-000-000-534-80-41-43	Training	\$521.40
			400-000-000-534-80-49-42	Membership/Dues	\$49.50
			402-000-000-535-80-31-00	Operating Supplies	\$74.91
			402-000-000-535-80-31-00	Operating Supplies	\$193.20
			402-000-000-535-80-31-00	Operating Supplies	\$106.58
			402-000-000-535-80-31-00	Operating Supplies	\$65.04
			402-000-000-535-80-41-00	Professional Services	\$60.71
			402-000-000-535-80-41-00	Professional Services	\$20.63
			402-000-000-535-80-41-00	Professional Services	\$165.00
			402-000-000-535-80-41-52	Testing	\$246.00
			402-000-000-535-80-41-52	Testing	\$939.00
			402-000-000-535-80-41-53	Training	\$118.50
			402-000-000-535-80-41-53	Training	\$173.80
			402-000-000-535-80-41-53	Training	\$13.05
			402-000-000-535-80-49-42	Membership/Dues	\$16.50
			410-000-000-546-10-31-00	Operating Supplies	\$59.93
			410-000-000-546-10-41-00	Professional Services	\$16.50
			410-000-000-546-10-41-00	Professional Services	\$48.57
			410-000-000-546-10-43-11	Training	\$39.50
			410-000-000-546-10-43-11	Training	\$110.60
			410-000-000-546-10-43-11	Training	\$12.18
			410-000-000-546-10-48-68	Batwing Mower (both airports)	\$1,811.43
			410-000-000-546-10-49-01	Dues & Subscriptions	\$3.75
			410-000-000-552-10-41-00	Professional Services	\$43.63
			410-000-000-575-50-31-00	Operating Supplies	\$32.56
			410-000-000-575-50-31-14	Equipment < \$4,000	(\$35.80)
			412-000-000-546-10-48-68	Batwing Mower (both airports)	\$1,811.42
			Total 072025/US Bank		\$10,897.98
	Total 44639				\$10,897.98
Total US Bank					\$10,897.98

Vendor	Number	Reference	Account Number	Description	Amount
Utilities Underground Location Center					
	44640			2025 - July - First Council Date	
		5060160			
			Locates		
			400-000-000-534-80-41-00	Professional Services	\$30.40
		Total 5060160			\$30.40
	Total 44640				\$30.40
Total Utilities Underground Location Center					\$30.40
WA Department Of Transportation					
	44641			2025 - July - First Council Date	
		FB91000012251			
			Fuel		
			001-000-000-514-23-32-00	Fuel	\$13.10
			001-000-000-558-50-32-00	Fuel/oil	\$13.16
			001-000-000-558-61-31-10	RECOMPETE Supplies	\$16.48
			001-000-000-576-80-32-00	Fuel	\$3.06
			101-000-000-542-31-32-00	Fuel	\$677.07
			400-000-000-534-80-32-00	Fuel	\$820.13
			402-000-000-535-80-32-00	Fuel	\$163.42
			410-000-000-546-10-32-00	Fuel	\$27.44
			412-000-000-546-10-32-00	Fuel	\$20.46
		Total FB91000012251			\$1,754.32
		FB91000112251			
			Fuel		
			001-000-000-521-20-32-00	Fuel/oil	\$978.54
		Total FB91000112251			\$978.54
	Total 44641				\$2,732.86
Total WA Department Of Transportation					\$2,732.86
WA Dept Rev Excise Tax					
	072025/DOR			2025 - July - First Council Date	

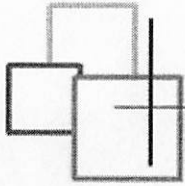
Vendor	Number	Reference	Account Number	Description	Amount
		072025/Excise			
			Excise Tax		
			001-000-000-576-80-31-00	Operating Supplies	\$1,234.16
			101-000-000-542-31-31-00	Operating Supplies	\$73.10
			400-000-000-534-80-47-43	Excise Tax	\$5,800.25
			402-000-000-535-80-31-00	Operating Supplies	\$9.17
			402-000-000-535-80-41-00	Professional Services	\$19.60
			402-000-000-535-80-47-53	Excise Tax	\$1,632.33
			650-000-000-589-30-00-39	Sales Tax	\$7.52
			650-000-000-589-30-00-80	Excise Tax - Water	\$348.02
			650-000-000-589-30-00-90	Excise Tax - Sewer	\$92.38
		Total 072025/Excise			\$9,216.53
		Total 072025/DOR			\$9,216.53
		Total WA Dept Rev Excise Tax			\$9,216.53
WA State Patrol					
	44642			2025 - July - First Council Date	
		00185209			
			Access		
			001-000-000-521-20-42-12	Access	\$300.00
			001-000-000-523-61-42-12	Access	\$300.00
		Total 00185209			\$600.00
		I2505946			
			Fingerprints		
			650-000-000-589-30-00-50	State Share Gun Permit/FP Fees	\$12.00
		Total I2505946			\$12.00
		Total 44642			\$612.00
		Total WA State Patrol			\$612.00
WA State Treasurer					
	44643			2025 - July - First Council Date	
		2Q2025/Building Permits			

Vendor	Number	Reference	Account Number	Description	Amount
			2Q 2025 Building Permit Fees		
			650-000-000-589-30-00-60	State Share Building Permit Fees	\$133.50
		Total 2Q2025/Building Permits			\$133.50
	Total 44643				\$133.50
Total WA State Treasurer					\$133.50
Walter E. Nelson Co.					
	44644			2025 - July - First Council Date	
		1063467			
			Supplies		
			410-000-000-575-50-31-45	Janitorial Supplies	\$1,308.92
		Total 1063467			\$1,308.92
		1063468			
			Supplies		
			001-000-000-514-23-31-45	Janitorial Supplies	\$415.37
			001-000-000-521-20-31-45	Janitorial Supplies	\$463.16
			001-000-000-576-80-31-75	Janitorial Cleaning Supplies	\$127.92
			400-000-000-534-80-31-45	Janitorial Cleaning Supplies	\$1,044.92
			402-000-000-535-80-31-55	Janitorial Cleaning Supplies	\$399.19
		Total 1063468			\$2,450.56
		1063469			
			Supplies		
			410-000-000-552-50-31-45	Janitorial Supplies	\$883.31
		Total 1063469			\$883.31
		1064661			
			Supplies		
			001-000-000-514-23-31-45	Janitorial Supplies	\$29.60
			001-000-000-521-20-31-45	Janitorial Supplies	\$33.00
			001-000-000-576-80-31-75	Janitorial Cleaning Supplies	\$9.12
			400-000-000-534-80-31-45	Janitorial Cleaning Supplies	\$74.46
			402-000-000-535-80-31-55	Janitorial Cleaning Supplies	\$28.45
		Total 1064661			\$174.63

Vendor	Number	Reference	Account Number	Description	Amount
		1064662			
			Supplies		
			001-000-000-514-23-31-45	Janitorial Supplies	\$29.60
			001-000-000-521-20-31-45	Janitorial Supplies	\$33.00
			001-000-000-576-80-31-75	Janitorial Cleaning Supplies	\$9.12
			400-000-000-534-80-31-45	Janitorial Cleaning Supplies	\$74.46
			402-000-000-535-80-31-55	Janitorial Cleaning Supplies	\$28.45
		Total 1064662			\$174.63
	Total 44644				\$4,992.05
Total Walter E. Nelson Co.					\$4,992.05
West					
	44645			2025 - July - First Council Date	
		852151121			
			Subscription		
			001-000-000-515-31-31-01	Books, Subscriptions	\$78.96
			001-000-000-558-61-31-01	Books, Subscriptions	\$78.96
			400-000-000-534-80-31-00	Operating Supplies	\$157.87
			410-000-000-552-10-31-00	Operating Supplies	\$157.87
		Total 852151121			\$473.66
	Total 44645				\$473.66
Total West					\$473.66
West End Motors, Inc					
	44646			2025 - July - First Council Date	
		1334			
			Lawnmower Tire Repair		
			101-000-000-542-31-31-00	Operating Supplies	\$48.87
		Total 1334			\$48.87
	Total 44646				\$48.87
Total West End Motors, Inc					\$48.87

Vendor	Number	Reference	Account Number	Description	Amount
West Waste & Recycling					
	44647			2025 - July - First Council Date	
		356898			
			Refuse		
			001-000-000-521-20-47-18	Refuse	\$107.11
			001-000-000-523-61-47-18	Refuse	\$107.11
			001-000-000-554-31-47-18	Refuse	\$38.09
			101-000-000-542-31-47-18	Refuse	\$217.65
			400-000-000-534-80-47-18	Refuse	\$292.60
			402-000-000-535-80-47-18	Refuse	\$108.32
			410-000-000-552-50-47-18	Refuse	\$76.17
			410-000-000-575-50-47-18	Refuse	\$76.17
		Total 356898			\$1,023.22
	Total 44647				\$1,023.22
Total West Waste & Recycling					\$1,023.22
West Waste Sanitation					
	44648			2025 - July - First Council Date	
		356898			
			Sanicans		
			140-000-000-557-30-49-18	Downtown Sanican	\$120.00
			412-000-000-546-10-47-18	Sanitation	\$50.00
				Sanican	
		Total 356898			\$170.00
	Total 44648				\$170.00
Total West Waste Sanitation					\$170.00
Whitehead's Auto Parts					
	44649			2025 - July - First Council Date	
		072025/Whitehead's			
			Supplies/Parts		
			101-000-000-542-31-31-00	Operating Supplies	\$78.56

Vendor	Number	Reference	Account Number	Description	Amount
			101-000-000-542-31-48-75	01 Ford Truck 20348D/R. Anderson	\$2.15
			101-000-000-542-31-48-81	95 Eight YD Dump 39132D	\$13.58
			400-000-000-534-80-48-40	2011 Deere 35D Excavator	\$127.12
			402-000-000-535-80-31-00	Operating Supplies	\$112.63
			402-000-000-535-80-31-00	Operating Supplies	\$13.36
		Total 072025/Whitehead's			\$347.40
	Total 44649				\$347.40
Total Whitehead's Auto Parts					\$347.40
Grand Total		Vendor Count	48		\$197,995.16



Fund Transaction Summary

Transaction Type: Invoice
Fiscal: 2025 - July - First Council Date

Fund Number	Description	Amount
001	General Fund	\$56,604.64
101	Street	\$4,004.01
140	Lodging Tax Fund	\$21,723.66
150	Transit Center Fund	\$424.33
305	Capital Improvement Grants	\$11,718.50
400	Water	\$14,684.06
402	Sewer	\$78,046.25
410	Airport/Industrial Park	\$8,070.73
412	Quillayute Airport	\$2,125.56
650	State Collections	\$593.42
	Count: 10	\$197,995.16

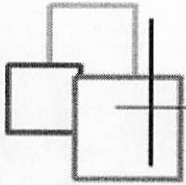
I, the undersigned, do hereby certify under penalty of perjury that the materials have been furnished, the services rendered or the labor performed as described herein, that any advance payment is due and payable pursuant to a contract or is available as an option for full or partial fulfillment of a contractual obligation, and that the claim is a just, due and unpaid obligation against the City of Forks, and that I am authorized to authenticate and certify to said claim.

Signed: _____
Title: Accounting Technician

Date: _____

Audited and ordered paid by Forks City Council:

Auditing Committee

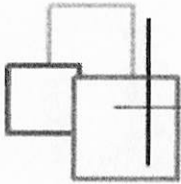


Voucher Directory

Fiscal: : 2025 - July

Council Date: : 2025 - July - Manuals First Council

Vendor	Number	Reference	Account Number	Description	Amount
Oberfranc, Heidi	DBA Integral Enterprises				
	44650		2025 - July - Manuals First Council		
		0001			
			Excavator Rental-Ind. Park Lease		
			410-000-000-552-10-41-00	Professional Services	\$1,900.50
		Total 0001			\$1,900.50
	Total 44650				\$1,900.50
Total Oberfranc, Heidi	DBA Integral Enterprises				\$1,900.50
Grand Total		Vendor Count	1		\$1,900.50



Fund Transaction Summary

Transaction Type: Invoice
Fiscal: 2025 - June - Manuals First Council

Fund Number	Description	Amount
001	General Fund	\$326.70
	Count: 1	\$326.70

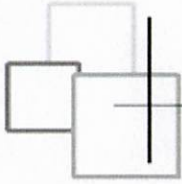
I, the undersigned, do hereby certify under penalty of perjury that the materials have been furnished, the services rendered or the labor performed as described herein, that any advance payment is due and payable pursuant to a contract or is available as an option for full or partial fulfillment of a contractual obligation, and that the claim is a just, due and unpaid obligation against the City of Forks, and that I am authorized to authenticate and certify to said claim.

Signed: _____
Title: Accounting Technician

Date: _____

Audited and ordered paid by Forks City Council:

Auditing Committee

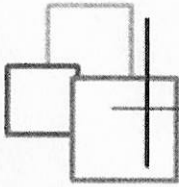


Voucher Directory

Fiscal: : 2025 - June
Council Date: : 2025 - June - Travel Checks

Vendor	Number	Reference	Account Number	Description	Amount
Depew, Caryn	3754			2025 - June - Travel Checks	
		06262025/DePew Travel			
			SAO Workshop-Shelton, WA		
			001-000-000-514-23-43-00	Travel	\$13.77
			400-000-000-534-80-43-00	Travel	\$22.44
			402-000-000-535-80-43-00	Travel	\$7.65
			410-000-000-546-10-43-00	Travel	\$7.14
		Total 06262025/DePew Travel			\$51.00
	Total 3754				\$51.00
Total Depew, Caryn					\$51.00
Fleck, Rod	3757			2025 - June - Travel Checks	
		06262025/Fleck Travel			
			Forest Products RT-Sequim, WA		
			410-000-000-552-10-43-00	Travel	\$109.20
		Total 06262025/Fleck Travel			\$109.20
	Total 3757				\$109.20
Total Fleck, Rod					\$109.20
Jacoby, Maddie	3756			2025 - June - Travel Checks	
		06262025/Jacoby Travel			
			SAO Workshop-Shelton, WA		

Vendor	Number	Reference	Account Number	Description	Amount
			001-000-000-514-23-43-00	Travel	\$1.02
			001-000-000-523-61-43-00	Travel	\$2.55
			400-000-000-534-80-43-00	Travel	\$33.66
			402-000-000-535-80-43-00	Travel	\$11.22
			410-000-000-546-10-43-00	Travel	\$2.55
		Total 06262025/Jacoby Travel			\$51.00
	Total 3756				\$51.00
Total Jacoby, Maddie					\$51.00
Simons, Ginger					
	3755			2025 - June - Travel Checks	
		06262025/Simons Travel			
			SAO Workshop-Shelton, WA		
			001-000-000-514-23-43-00	Travel	\$6.63
			001-000-000-521-20-43-00	Travel	\$7.39
			001-000-000-523-61-43-00	Travel	\$6.88
			101-000-000-542-31-43-00	Travel	\$2.04
			400-000-000-534-80-43-00	Travel	\$16.58
			402-000-000-535-80-43-00	Travel	\$6.38
			410-000-000-546-10-43-00	Travel	\$5.10
		Total 06262025/Simons Travel			\$51.00
	Total 3755				\$51.00
Total Simons, Ginger					\$51.00
Grand Total		Vendor Count	4		\$262.20



Fund Transaction Summary

Transaction Type: Invoice
Fiscal: 2025 - June - Travel Checks

Fund Number	Description	Amount
001	General Fund	\$38.24
101	Street	\$2.04
400	Water	\$72.68
402	Sewer	\$25.25
410	Airport/Industrial Park	\$123.99
	Count: 5	\$262.20

I, the undersigned, do hereby certify under penalty of perjury that the materials have been furnished, the services rendered or the labor performed as described herein, that any advance payment is due and payable pursuant to a contract or is available as an option for full or partial fulfillment of a contractual obligation, and that the claim is a just, due and unpaid obligation against the City of Forks, and that I am authorized to authenticate and certify to said claim.

Signed: _____
Title: Accounting Technician

Date: _____

Audited and ordered paid by Forks City Council:

Auditing Committee

Lloyd J Allen Charitable Trust

June 11, 2025

Ms. Caryn DePew
City of Forks
500 East Division Street
Forks, WA 98331-8618


RE: Lloyd J Allen Charitable Trust

Caryn,

On behalf of the Lloyd J Allen Charitable Trust, we are pleased to enclose a grant in the amount of \$50,000.00 for the benefit of the City of Forks. This grant is designated for Tillicum Park improvements as determined by the Park Board, City Council, and Mayor Fletcher.

Please sign and return the Acknowledgement in the enclosed pre-addressed envelope. Two copies are included; one is for your records.

Best regards,



Trustees, Lloyd J Allen Charitable Trust

Enclosures: Acknowledgement Letter & Return Envelope

Rod Fleck

From: director@forkswa.com
Sent: Monday, July 7, 2025 4:03 PM
To: Rod Fleck
Cc: 'Tiger Paulsen'
Subject: RE: Movie in the Park

Yes, the Chamber would secure the license as we do when we show Twilight.

We would need electricity and bathrooms. Please see below for general area. The red line would be the screen. We may want it away from Forks Avenue due to road noise.



Lissy

[Lissy Andros, Executive Director](#)
Forks Chamber of Commerce

Visitor Information Center
1411 S. Forks Avenue
PO Box 1249
Forks, WA 98331
360-374-2531 office
800-443-6757 toll-free
ForksWA.com
ForeverTwilightinForks.com

From: Rod Fleck <rodf@forkswashington.org>
Sent: Monday, July 7, 2025 3:57 PM
To: director@forkswa.com
Cc: 'Tiger Paulsen' <fasstproductions@gmail.com>
Subject: RE: Movie in the Park

Hey folks,

Maybe. Assuming that this is a going to be a licensed activity with someone having the movie license for the showing like we have had in the past. It would be good to have a write up as to where the movie would be shown, what access to utilities may be needed, and clarification on the license. Then we can talk with the Mayor and staff to see what we need to do.

Rod

William R. Fleck
City Attorney/Planner
500 East Division Street
Forks, WA 98331
rodf@forkswashington.org
360/374-5412
"Fortes Fortuna Juvat"

From: director@forkswa.com <director@forkswa.com>
Sent: Monday, July 7, 2025 3:54 PM
To: Rod Fleck <rodf@forkswashington.org>
Cc: 'Tiger Paulsen' <fasstproductions@gmail.com>
Subject: Movie in the Park

Hi Rod,

We would like to organize a movie in Tillicum Park in August, possibly Aug 9th. I think it would start at 9pm and run two hours, putting us right at the park closure. Do I need to get permission from City Council to open the park a little longer that night?

We are hoping to show The Goonies. I'm copying Tiger Paulsen who is facilitating this showing.

Thanks so much!

Lissy

[Lissy Andros, Executive Director](#)

Forks Chamber of Commerce

Visitor Information Center

1411 S. Forks Avenue

PO Box 1249

Forks, WA 98331

360-374-2531 office

800-443-6757 toll-free

ForksWA.com

ForeverTwilightinForks.com

Rod Fleck

From: director@forkswa.com
Sent: Tuesday, July 8, 2025 2:38 PM
To: 'Meredith Labuda'
Cc: Rod Fleck
Subject: RE: 2025 Movie Events with Swank!

Thank you Meredith!

I think we will have a copy of our own.

Once I get the approval from the City of Forks (copied), I will let you know, and we can proceed.

Best,

Lissy

[Lissy Andros, Executive Director](#)

Forks Chamber of Commerce
Visitor Information Center
1411 S. Forks Avenue
PO Box 1249
Forks, WA 98331
360-374-2531 office
800-443-6757 toll-free
ForksWA.com
ForeverTwilightinForks.com

From: Meredith Labuda <mlabuda@swankmp.com>
Sent: Tuesday, July 8, 2025 9:59 AM
To: director@forkswa.com
Subject: RE: 2025 Movie Events with Swank!

Hi Lissy,

Thank you for reaching out! Please note that you do not need to fill out the inquiry form online, that is for new customers.

I can absolutely license you for *The Goonies* on August 9th, it will be \$510. **Please let me know if you need a rental DVD or if you will be using your own legal copy.** Then I can send over your prebill!

Thank you!

Meredith Labuda
Account Executive

Swank Motion Pictures
P: 314-984-6052

Meredith Labuda | Account Executive | P: 1-800-876-5577 | Email: mlabuda@swankmp.com
Swank Motion Pictures, Inc | 10795 Watson Road | St. Louis, Mo 63127 | United States | www.swank.com

This email and any attachments are the property of Swank Motion Pictures, Inc. and are intended solely for the use of the email recipient or entity to whom the email is addressed. Emails are not to be distributed to other parties without the express written permission of the original sender. If you are not the intended recipient of this email, please delete this message. Any other use, retention, or dissemination is strictly prohibited.

[Please consider the environment before printing this email](#)

From: director@forkswa.com <director@forkswa.com>
Sent: Tuesday, July 8, 2025 11:48 AM
To: Meredith Labuda <mlabuda@swankmp.com>
Subject: RE: 2025 Movie Events with Swank!

Hi Meredith,

We are interested in showing The Goonies on Aug 9 at our city park, free of charge for 200 people. Can you please give me a price quote? I sent in a submission request on the website yesterday.

Thanks!!

Lissy

[Lissy Andros, Executive Director](#)
Forks Chamber of Commerce
Visitor Information Center
1411 S. Forks Avenue
PO Box 1249
Forks, WA 98331
360-374-2531 office
800-443-6757 toll-free
ForksWA.com
ForeverTwilightinForks.com

From: Meredith Labuda <mlabuda@swankmp.com>
Sent: Thursday, February 13, 2025 2:30 PM
To: director@forkswa.com
Subject: RE: 2025 Movie Events with Swank!

Hi Lissy,

Here is your invoice for *Twilight!*

Don't forget to use Swank's free [promo](#) builder for your event! You can also find free images when you search your movie on Swank's [website](#).

To make your credit card payment, you can call me or our Accounting department at 800-876-5445.

To make your payment via check, we ask that you please mail your check to the following address:

Swank Motion Pictures, Inc.
2844 Paysphere Circle
Chicago, IL 60674

Please let me know when you are ready to book for your holiday movie and any other movie events. I look forward to working with you and seeing what Forks does this year!

Have a great day!

Meredith Labuda

Account Executive
Swank Motion Pictures
P: 314-984-6052

Meredith Labuda | Account Executive | P: 1-800-876-5577 | Email: mlabuda@swankmp.com
Swank Motion Pictures, Inc | 10795 Watson Road | St. Louis, Mo 63127 | United States | www.swank.com

This email and any attachments are the property of Swank Motion Pictures, Inc. and are intended solely for the use of the email recipient or entity to whom the email is addressed. Emails are not to be distributed to other parties without the express written permission of the original sender. If you are not the intended recipient of this email, please delete this message. Any other use, retention, or dissemination is strictly prohibited.

[Please consider the environment before printing this email](#)

From: director@forkswa.com <director@forkswa.com>

Sent: Thursday, February 13, 2025 4:15 PM

To: Meredith Labuda <mlabuda@swankmp.com>

Subject: RE: 2025 Movie Events with Swank!

[EXTERNAL]

Hi Meredith,

So great to meet you!

We will be showing **Twilight (the first movie)** on Thursday, September 11 at 8 pm at the **Ki'tla Center Roundhouse, 100 LaPush Road, Forks, WA 98331**

Estimated audience size **100 people**

Will you be charging admission? **no**

Will you be using your own copy (DVD or streaming)? **Yes**

Thanks,

Lissy

[Lissy Andros, Executive Director](#)

Forks Chamber of Commerce

Visitor Information Center

1411 S. Forks Avenue

PO Box 1249

Forks, WA 98331

360-374-2531 office

800-443-6757 toll-free

[ForksWA.com](#)

[ForeverTwilightinForks.com](#)

From: Meredith Labuda <mlabuda@swankmp.com>

Sent: Thursday, February 13, 2025 2:04 PM

To: director@forkswa.com

Subject: 2025 Movie Events with Swank!

Hi Lissy,

Thank you for taking time to chat movies with me today!

As a reminder, I would be happy to offer you a 3-film discount licensed at \$1,380 total for 2025.

Otherwise, most movies with 200 people or less in the audience will be licensed at \$510 per title.

Please let me know the following for your Twilight event, and I can get that licensing all squared away for you!

- Estimated audience size
- Will you be charging admission?
- Will you be using your own copy (DVD or streaming)?

I look forward to working with you this year! I included some extra resources for 2025 below

Please feel free to call or reach out at any time. Have a great day!

- [2025 Programming Calendar](#): Discover movies that perfectly match special occasions.
- [Movie Catalog Sneak Peek and Planning Guide](#): Take a peek at the newest releases for 2025. Plus, get tips and tricks for organizing successful movie nights.

Meredith Labuda

Account Executive

Swank Motion Pictures

P: 314-984-6052

Meredith Labuda | Account Executive | P: 1-800-876-5577 | Email: mlabuda@swankmp.com

Swank Motion Pictures, Inc | 10795 Watson Road | St. Louis, Mo 63127 | United States | www.swank.com



P.O. Box 1010
Chehalis, WA 98532
Phone (360) 388-7074
info@wafarmforestry.com
www.wafarmforestry.com

Below is a brief history of the genesis of the [Forest Practices Board \(FPB\)](#) rule proposal on Type Np (non-fish perennial) streams. Nearly 15 years ago, the [Timber Fish and Wildlife Adaptive Management Program \(TFW\)](#) began studying what happens to amphibians in headwater streams, i.e., upstream of streams with fish - or as defined in statute, Np streams. Part of the analysis included measuring stream temperature before and after harvest. Harvests were conducted using forest practices rules (some buffers), 100% buffers, and 0% buffers. Buffers are areas where trees are left along streams to aid in cooling. There weren't very many streams sampled, and the findings were all over the place. As in, sometimes the 0% buffers were colder and after harvest they warmed less than the 100% buffers. That finding is contrary to any kind of reasonable temperature hypothesis if they had been studying temperature effects. In science, that kind of finding just leads to more questions – as it should.

However, in about 2018, the Department of Ecology lost a lawsuit about water quality. Part of their settlement involved removing a temperature allowance limit of 2.8 degrees Celsius (2.8C) and using the temperature threshold of 0.3C as the allowance limit instead. From that settlement agreement until the May 14, 2025, Forest Practices Board hearing, the Department of Ecology maintained that 0.3C was a limit and any time human activity caused a temperature change exceeding 0.3C (0.54 Fahrenheit) then the human activity must be modified. As instrumentation used in these nature-based experiments often has a tolerance of +/- 0.5C, this is equivalent to allowing no temperature change at any time for any reason.

This altered water quality standard interpretation was inserted into the Np amphibian study as the Department of Ecology are participants in the TFW process. There were plenty of arguments along the way, but on June 6th, 2025 the **Department of Ecology**, the **Department of Natural Resources**, the **Department of Fish and Wildlife**, the **Western Washington Tribes**, and the **Washington Conservation Action (WCA)** representatives on the FPB all voted to proceed with the next step of rulemaking based on these findings and the 0.3C allowance limit.

While this rule is clearly detrimental to forestry interests, it also sets a terrible precedent for agricultural interests as noted by the Department of Agriculture representative on the FPB ([timestamp 3:07:48](#)). It could also be used as a precedent for any commercial activity that interacts with water because the rule is built on the premise that there can be no change to water quality, at no time, in no place from any human activities. In fact, the **Western Washington Tribes** representative on the Forest Practices Board indicated that the Agricultural Riparian Round Table work they are involved in would need to abide by a 'regulatory backstop' that would be consistent with this rule interpretation ([timestamp 3:13:55](#)). That ought to concern agricultural interests tremendously, because if state agencies can implement such a draconian interpretation for forestry, they can do the same for agriculture.

The legislature can, and has, made funds available to a subset of landowners who were disproportionately affected by the 1999 Forests and Fish law. That is why small forest landowners who conduct an economically viable harvest adjacent to protected waters may qualify for Forest Riparian Easement Program (FREP) funding. If passed, this rule would also place the legislature on the hook for about \$250 million (90% of \$277 million) in addition to the existing FREP liabilities for protections on fish streams. Typical biennial funding allotments for FREP are in the \$3-5M range.

The [1999 Forests and Fish law](#) contains clear goals for improving salmon habitat, meeting water quality beneficial use standards, addressing endangered species concerns, and maintaining a viable forest industry. Inherent in the agreement was the idea of shared risk – that there would be equal probability of over and under protecting resources while moving forward on all these goals simultaneously. The proposed Np rule fails to meet these goals in multiple ways. First, there is no evidence that the Np rule would do anything to improve salmon habitat. Second, water quality standards for beneficial uses (cold water for salmon) is already maintained with the existing rule as there are buffers on all fish (F) streams, and immediately adjacent to the confluence of F and Np streams. Third, the research results provide no clear guidance on the potential impact of harvesting on amphibians as the results are ambiguous at best. However, the current Np rule proposal, if adopted, would be the most significant taking of private forestland since the 1999 Forests and Fish law. If passed, this rule will remove 200,000+ acres from the harvestable land base. It will remove nearly \$2.3B in asset value from private forest landowners and 4.1 Billion Board Feet from the timber market. That volume is equivalent to nearly twice the 2024 harvest from all of Washington state! That reduction in timber volume will almost certainly result in the loss of some logging, milling, and marketing infrastructure. The estimated overall economic impact for western Washington’s rural economy is about \$6 billion for that 200,000 acre reduction in available timber.

These economic impacts are not uniformly distributed. Four counties in SW Washington carry the brunt of the economic impact: Lewis (20.5%), Pacific (14.3%), Cowlitz (13.5%) and Grays Harbor (11.9%). Together these counties carry over 60% of the total timber volume and value loss attributable to the proposed Np rule. Estimated impacts to these counties is \$3.8 Billion in lost economic activity. Table 1 shows the allocation by county for the timber volume, value and excise tax losses.

Table 1: Immediate timber asset forfeiture resulting from application of the Np rule on western Washington's Private Forest Landowners by County.

Data developed under the assumption that streams nearest the fish streams are Np and 60% of those streams are buffered consistent with the ratio of Np to Ns (non-fish seasonal) streams in DNR hydrology database						
For all Western Washington Private Forest Lands for parcels with forest cover of 5 acres or more.						
Estimated immediate stumpage volume and value lost to the proposed Np buffer rule based on species specific log prices from DOR stumpage value tables Jan-June 2025 applied to forest inventory estimates generated from the UW NRSIG database.						Excise Tax Impact calculated at 5%
Impact ranking by lost asset value	County	Change in harvestable volume (MBF)	Change in Harvestable Value	Percent Change per County	Percent of Total Lost Value	* (Totalc for current standing inventory)
6	Clallam	(200,073)	-\$80,516,382	-4.4%	4.4%	-\$4,025,819
16	Clark	(82,987)	-\$33,573,601	-3.6%	1.9%	-\$1,678,680
3	Cowlitz	(539,961)	-\$245,379,803	-6.8%	13.5%	-\$12,268,990
4	Grays Harbor	(481,721)	-\$216,034,134	-6.3%	11.9%	-\$10,801,707
19	Island	(7,993)	-\$4,040,159	-0.5%	0.2%	-\$202,008
10	Jefferson	(123,932)	-\$54,796,467	-3.8%	3.0%	-\$2,739,823
9	King	(158,713)	-\$66,651,683	-3.0%	3.7%	-\$3,332,584
17	Kitsap	(31,967)	-\$15,275,802	-1.6%	0.8%	-\$763,790
1	Lewis	(808,685)	-\$371,170,148	-7.2%	20.5%	-\$18,558,507
14	Mason	(85,393)	-\$40,861,803	-2.2%	2.3%	-\$2,043,090
2	Pacific	(601,160)	-\$259,652,702	-11.9%	14.3%	-\$12,982,635
7	Pierce	(179,462)	-\$76,547,688	-3.2%	4.2%	-\$3,827,384
18	San Juan	(8,166)	-\$4,118,707	-0.4%	0.2%	-\$205,935
5	Skagit	(230,261)	-\$98,440,721	-4.3%	5.4%	-\$4,922,036
15	Skamania	(79,342)	-\$35,361,668	-5.2%	1.9%	-\$1,768,083
12	Snohomish	(111,069)	-\$47,836,337	-2.1%	2.6%	-\$2,391,817
13	Thurston	(96,012)	-\$44,907,647	-3.2%	2.5%	-\$2,245,382
8	Wahkiakum	(156,599)	-\$68,362,217	-10.9%	3.8%	-\$3,418,111
11	Whatcom	(119,240)	-\$50,614,605	-3.5%	2.8%	-\$2,530,730
	Total	(4,102,736)	-\$1,814,142,273	-5.0%	100.0%	-\$90,707,114

Including the lost opportunity cost of carbon value, the immediate asset value loss to western Washington private forest landowners is easily \$2.275B in timber and carbon plus lost land value of \$184M. This immediate asset value loss has been segregated into small forest landowner, industrial and other private in Table 2.

Table 2: Immediate timber and carbon asset forfeiture resulting from application of the Np rule by landowner type for western Washington's Private Forest Landowners.

	WWA SFLO (5-2500 acres)	WWA Industry	Conservation/Utility/ Real Estate and NIPF> 2500 ac	WWA All Private
total lost timber value	-\$276,884,015	-\$1,455,510,007	-\$81,748,251	-\$1,814,142,273
total lost carbon value	-\$69,221,564	-\$372,289,183	-\$19,913,690	-\$461,424,438
total lost timber and carbon value	-\$346,105,579	-\$1,827,799,191	-\$101,661,941	-\$2,275,566,711

Data in tables 1 and 2 were extracted from the analysis completed by the Natural Resource Spatial Informatics Group, a research group in the Precision Forestry Cooperative at the School of Environmental and Forest Sciences, University of Washington. Their comparative analysis examined the differences in buffer length and width of the current Np Rule and the proposed Np Rule as presented in the June 6, 2025, rule package before the Washington State Forest Practices Board.

Data reported by:

Elaine Oneil, PhD

Executive Director

Washington Farm Forestry Association

Stewards of the Land, For Generations to Come

Rod Fleck

From: eoneil@wafarmforestry.com
Sent: Tuesday, July 8, 2025 7:44 AM
To: Rod Fleck
Subject: updated acres

Rod

I was looking at the wrong columns yesterday when I gave you acres. The total acres moved from upland to RMZ for the Type Np rule is 15,901 for the 2 counties.

County	Current	Proposed	Change
Clallam	278,930	268,840	(10,090)
Jefferson	169,677	163,865	(5,811)

Elaine Oneil, PhD
Executive Director
Washington Farm Forestry Association
eoneil@wafarmforestry.com
360-388-8033

Stewards of the Land, For Generations to Come



WASHINGTON FOREST PROTECTION ASSOCIATION
724 Columbia St NW, Suite 250
Olympia, WA 98501
360-352-1500 Fax: 360-352-4621

June 4, 2025

Washington Forest Practices Board
1111 Washington St SE
PO Box 47012
Olympia, WA 98504-7012
Forest.practicesboard@dnr.wa.gov

Re: Water Typing System Rulemaking, Np Buffer Rulemaking

Washington Forest Protection Association (WFPA) is a forestry trade association representing large and small forest landowners and managers of more than four million acres of productive working forests, including timberland located in the coastal and inland regions of the state. Our members support rural and urban communities through the sustainable growth and harvest of timber and other forest products for U. S. and international markets. WFPA submits the following comments for the June 6 Special Forest Practices Board's (FPB) meetings.

Water Typing System Rule CR-103

WFPA does not support the insertion of "biological significance" within the context of the Anadromous Fish Floor (AFF) on line 255 of page 7 of the proposed Water Typing System rule. This suggestion was in one comment letter provided to the FPB months after the close of official public comment period on the proposed rule, and one FPB member spoke in favor of the comment during the meeting on May 14th. There was no FPB motion made, properly supported, discussion or vote on the suggestion. Nonetheless, staff made the change to the proposed rule language and provided it to the FPB for action. WFPA was informed this was going to occur, but being informed after the fact does not represent good public process. Other comments submitted during the official public comment period were clearly not given as much consideration. This is not a good look for FPB process and has the appearance bias.

Further, the term biological significance within the context of the AFF has no definition, has not been evaluated in the AMP, and will vary with site specific circumstances. While there are likely many "no-brainer" stream features which most water typing practitioners will agree on, there are likely many more which are unclear as to the degree they limit upstream movement of anadromous fish. Deciding biological significance in these situations is species, life stage, and stream feature specific. Lacking this specific guidance, determining biological significance will be subjective and driven largely by personal risk tolerance rather than science driven. The proposed rule was supposed to reduce this issue¹, the staff recommendation takes us backwards.

Np Buffer Rule CR-102

WFPA does not support the filing of a CR-102 for the Western Washington Np Buffer Rule. We have submitted multiple public comment letters about the deeply flawed process and willful disregard for relevant information associated with the proposed rulemaking, some of which are summarized below.

Site Selection Approach/Criteria Limits Scope of Inference

The Hardrock Study employed purposeful site selection rather than probability-based site selection to locate study sites. Study sites had to contain amphibians of interest, which was the primary focus of the study, and Np stream basins had to be of a certain size (~30 - 120 acres) to qualify. In addition, landowners had to harvest the

¹ [Water Typing System Rule_cr101](#), [Water Typing System Rule_cr102](#)

entire Np basin in one entry, or as close to it as possible.² These, along with the other site selection criteria, reduced the number of Np basins down to 17 from an initial GIS screen of nearly 36,000. Purposeful site selection criteria are not necessarily unusual in before-after-control-impact (BACI) studies due to the focus on maximizing the probability of detecting a treatment effect. It does, however, tend to limit scope of inference of results given necessarily small sample sizes and the specific conditions evaluated. While the whole Np basin treatments evaluated in the Hardrock (and Softrock) studies are legal on paper, WFPA questioned the actual frequency of such a harvest treatment occurring given it seemed out of the ordinary. We attempted to get the Adaptive Management Program (AMP) interested in this question and submitted a proposal initiation (PI) as described in Board Manual 22.3 Our PI was rejected as irrelevant, first by the Adaptive Management Program Administrator (AMPA) at the time and then by Timber, Fish & Wildlife (TFW) Policy.

Nonetheless, WFPA conducted a GIS based analysis of this question in six Western Washington Watershed Administrative Units (WAU) and found the frequency of occurrence to be low, ~1.5% of the time. This finding was later independently corroborated by DNR staff and is referenced in the FPB's preliminary cost/benefit analysis.⁴ The Hardrock Study authors eventually acknowledged a different harvest pattern, such as adjacent to only a segment or one side of an Np stream would likely produce different results, the degree to which is unknown. Despite this highly relevant information, the only reflection of it being remotely considered in the AMP process is the Np buffer recommendation common to both the majority and minority report, scenario 2 in the cost/benefit analysis. Further, actual riparian zone reference conditions were not represented in either study. Reference sites in both studies were dense 2nd and 3rd growth stands in the stem exclusion stage; riparian reference conditions will not develop in those stands for decades, perhaps centuries. Stream temperature regimes under these conditions have not been studied in the AMP.

Antidegradation Tier II - Procedural Threshold 0.3°C is not a Rigid Limit

WFPA has repeatedly noted how the misleading application of the measurable change threshold in antidegradation tier II as a limit formed the underlying premise for the majority recommendations and the FPB decision to reject the minority recommendations. Our letters have cited multiple written sources in the AMP and FPB records which clearly state the measurable change threshold of 0.3 °C in tier II is a limit and exceeding it constitutes a violation of water quality standards. In just one example, the majority report explains, "*tier II does not allow a measurable change for waters that do not exceed the designated criteria.*" (see Attachment A, page 6). WFPA's May 9, 2025, letter to the FPB pointed to a reversal of this position implied in Ecology's April 24, 2025, tier II analysis status memo and asked why is that not relevant to the rule making process? The response from Ecology's representative on the FPB appeared to be we misheard or are misremembering events in the past. We did not mishear or misremember anything. The statements are written repeatedly in various important documents and letters to the FPB from Ecology (see attachment A examples).

The May 2025 Preliminary Draft Tier II Analysis provides a more detailed description of the tier II process than provided in the past, and some of it consistent with our understanding of how the process is administered. However, it skipped the particularly important step of meaningful public involvement in development of alternatives and determining environmental/economic tradeoffs of different potential response actions. It's vague in other places and does not address questions we have repeatedly asked about prior tier II analyses, consistent application of "new or expanded action" and alignment with the FPB's resource objective for adaptive management. Ecology has stated this is the first time a tier II analysis is "required." However, in 2003, and thereafter, Ecology has repeatedly stated the Forest Practices Rules are considered a Water Pollution Control Program (WPCP). The most recent draft of Ecology's nonpoint plan,⁵ which must be approved by EPA and helps secure federal funding for its §319 grant program, does this as well. However, in order to be a WPCP,

² The Softrock Study also employed purposeful site selection with the exception of amphibians.

³ [Forest Practices Board Manual 22 - Guidelines for Adaptive Management](#)

⁴ [bc_fpb_typenp_rm](#)

⁵ [Water Quality Management Plan to Control Nonpoint Sources of Pollution](#)

a programmatic tier II analysis and approval must have occurred previously⁶. Further, WPCPs with a formal adaptive management program do not require additional tier II analyses as long as adaptive management continues to function.⁷ If no tier II analysis has been conducted previously, the Forest Practices Rules are not a WPCP, and tier II may not apply. Ecology can't have it both ways. Additionally, Ecology stating the proposed Np buffer rulemaking is a new or expanded action is not consistent with the rule definition⁸ or the fact that other FPB rulemakings potentially affecting water quality (perennial initiation point, desired future condition, RMAP checklist and extension) did not require a tier II analysis. While there has been progress in clarifying temperature change ≥ 0.3 °C is a process trigger rather than a strict limit, these other relevant questions remain unanswered.

Ecology's tier II analysis finally acknowledges Schedule L-1, which contains the performance targets for adaptive management. However, the document did not clarify the stream temperature target consists of the aquatic life criteria in Table 200 (1)(c)⁹ and the overall Forests & Fish performance goal is to meet or exceed those criteria, which includes antidegradation. A proper interpretation of the resource objective is 0.3 °C should be a warming limit in water bodies at or above the aquatic life criteria (aka tier I) and warming should be minimized to the extent practicable and feasible¹⁰ in water bodies better than the criteria through the application of adaptive management.¹¹ As referenced earlier, WAC 173-201A-320(6) indicates a formal tier II analysis may not be necessary to conduct this process and find an appropriate policy solution. Finally, all indications are the adaptive management performance target and overall performance goal is being met more than 90% of the time (see Attachment A, page 8). We are left to wonder what is really going on here, it is stunning that this information is considered immaterial. Conducting a rule making under such a cloud of confusion and contradiction is not consistent with the FPB duty described in RCW 76.09.¹²

We've not had adequate time to thoroughly review the technical components of the preliminary draft tier II analysis. However, we do note relevant information from CMER studies, and external published literature, is conspicuously absent and it continues a long-standing pattern of selecting information which supports a policy position rather than objectively and rigorously evaluating all relevant information, which is necessary to make well supported determinations.

State Environmental Policy Act Analysis Inadequate

The State Environmental Policy Act (SEPA) analysis for the Np buffer rulemaking proposal is woefully inadequate given the significance of the proposal. Responses to checklist questions are primarily copied and pasted from other documents, such as the FPB's preliminary cost/benefit analysis, provide scant information on the anticipated direct effects and completely ignore potential indirect and cumulative effects. The scope/scale of the proposed action is not discussed in any detail, which is critical for assessing impacts.

The checklist suggests the action is necessary to meet water quality standards; however, again, completed studies of the effects of the Forest Practices Rules strongly suggest water quality standards are being met and exceeded under the no action alternative. The effects to plants, animals, fish, and marine life are generalized and wildly exaggerated with no relevant scientific substantiation whatsoever. Prospective analysis of potential

6 While the process details associated with how WPCPs and general NPDES permits are administered have evolved in Ecology's rules over time, the basic regulatory review/approval framework has existed in state/federal rules for decades.

7 [WAC 173-201A-320\(6\)](#)

8 [WAC 173-201A-020](#)

9 [WAC 173-201A-200\(1\)\(c\)](#)

10 Cost effectiveness is a key consideration and particularly relevant for warming which is small in magnitude, and temporally/spatially transient with no known adverse biological effect.

11 Assuming warming can be reliably attributed to riparian management zone or other harvest related best management practices. Additionally, WAC 173-201A-200(1)(c)(ii) contains a warming allowance for point sources when water is cooler than the numeric criteria. The allowance is the numeric criteria, or $28/(T+7)$ as measured at the edge of a mixing zone boundary where T is the background temperature. Applying different interpretations to different sources is not appropriate.

12 [RCW 76.09.010](#)

indirect and cumulative effects to energy, climate, and natural resources from harvest volume leakage and material substitution is not considered, nor is consistency with other important state policy such as [RCW 70A.45.090](#). The SEPA checklist echoes the misinterpretation of antidegradation tier II by repeating Ecology's past claim that "...current rules do not always meet state water temperature criteria. The state water quality measurable change standards permit no temperature increase of 0.3°C or greater..."¹³ As stated many times, the misinterpretation of antidegradation strikes at the heart of a foundational principle of Forests & Fish (F&F), stability, predictability, and good faith problem solving.

The potential costs of the proposed action are substantial, billions of dollars as documented by several independent analyses. These are not trivial effects occurring in isolation and cannot be ignored or brushed aside with inadequate SEPA analysis. The forest products market is an integrated economic sector, factors affecting one component affect the others. The ongoing decline in harvest volume in the Pacific Northwest (PNW) is resulting in saw and paper mill closure and contraction of markets. Market contraction drives management costs up, which can result in management decreasing or ceasing altogether. This in turn increases forest disturbance risks from pests, disease and wildfire and/or forestland to be subdivided and eventually sold off for higher and better use.¹⁴ These potential indirect and cumulative effects, which will be concentrated in primarily rural areas, are completely absent from the SEPA checklist. Given the high likelihood of adverse environmental, social, and economic impacts of the proposed action and distressingly limited analysis/disclosure to date by the FPB, an EIS is strongly recommended. Minimally, a supplemental EIS should be prepared. Supplemental or full EIS's have been prepared for DNR and FPB decisions which both increased and decreased environmental risks, therefore additional SEPA analysis is justified for the proposed Np buffer rule.

Preliminary Cost/Benefit Analysis Lacks Rigor/Impartiality

The FPB's preliminary cost/benefit analysis (CBA) does not satisfy the standards set forth in the Administrative Procedure Act (APA). The range of cost impacts to the regulated community and associated economic sectors from the Np buffer rulemaking proposal are so broad they do not meaningfully inform decision making. The high-end estimate of acres affected is more than two and a half times the low-end estimate, the high-end estimate of land/timber value forgone is more than three times the low-end estimate, the high-end regional economic impact estimates (jobs, wages, revenue, taxes) are more than four times the low-end estimates¹⁵.

The benefits analysis is highly generalized, exaggerated, and several of the cited willingness-to-pay studies are irrelevant to the context of the FPB's proposed rulemaking. This is unsurprising given the primary benefit of the proposed rule is making a small, spatially and temporarily transient temperature change occurring well below the aquatic life temperature criteria, even smaller. Pinning down a meaningful, let alone quantitative, benefit of such an effect is impossible. Nonetheless, the CBA makes a conclusion of benefits exceeding costs. This finding is not supported by the evidence presented and clearly reflects a lack of impartiality. Given this, it's unclear how the FPB will satisfy the requirement to produce "documentation of sufficient quantity and quality so as to persuade a reasonable person that the determinations are justified."¹⁶

Given the high uncertainty reflected in the FPB's preliminary CBA, information has been provided by two independent sources documenting the potentially significant impacts of the proposed rulemaking. Mason, Bruce & Girard (MB&G) and University of Washington (UW) Spatial Informatics Group conducted separate analyses of the acre and land/timber value impacts. These two independent analyses produced much narrower estimates and had considerable overlap of ~200,000 acres affected. Land/timber value estimates differ due to different

¹³ Page 3 of SEPA Checklist posted at [bc_fpb_typenp_rm_20250514.pdf](#). The measurable change threshold is not a water quality criterion in and of itself.

¹⁴ There are complex factors effecting forestland conversion rates, regulation is just one of them. However, ongoing conversion is happening, nearly 400,000 acres since 2007 (Oswalt et al., 2019). The state of WA should be incentivizing the long-term maintenance of forested acres rather than disincentivizing it through high cost, low benefit regulatory proposals.

¹⁵ Annual volume loss estimates, which is a primary input to the regional economic analysis, are demonstrably low by at least two times and are not reproducible by MB&G.

¹⁶ [RCW 34.05.328\(1\)\(2\)](#)

assumptions and analysis methods but are substantial nonetheless, ranging from just under \$1B to \$1.8B. Incorporating the regional economic impacts of eliminating an additional 200,000 acres of Western Washington forestland from management means the FPB's proposal is a multi-billion-dollar proposal focused on one economic sector. Writing this substantial economic impact off as a routine is not normal nor consistent with objective and fair government regulatory processes.

This rulemaking proposal represents a significant decision on the part of the FPB, by far the most significant since the passage of the F&F rules. Ensuring conformity with applicable laws/rules, proper rulemaking procedure and robust, objective supporting analysis is the paramount duty of the FPB. Much of that is missing here, therefore we urge you to pause the rulemaking and address the deficiencies before proceeding.

Thank you for the opportunity to comment, should you have any questions I can be reached at dcramer@wfpa.org or (360) 280-5425.

Sincerely,

Darin D. Cramer

Sr. Director of Forest & Environmental Policy

Attachment A

Forest Practice Resource Objectives for Adaptive Management:

RCW 76.09.370(7) “...The purpose of an adaptive management process is to make adjustments as quickly as possible to forest practices that are not achieving the resource objectives. The adaptive management process shall incorporate the best available science and information, include protocols and standards, regular monitoring, a scientific and peer review process, and provide recommendations to the board on proposed changes to forest practices rules to meet timber industry viability and salmon recovery.”

WAC 222-12-045(2)(a) “...Resource objectives are intended to ensure that forest practices, either singularly or cumulatively, will not significantly impair the capacity of aquatic habitat to:

(A) Support harvestable levels of salmonids;

(B) Support the long-term viability of other covered species; or

(C) Meet or exceed water quality standards (protection of beneficial uses, narrative and numeric criteria, and antidegradation).

(iii) Resource objectives consist of functional objectives and performance targets. Functional objectives are broad statements regarding the major watershed functions potentially affected by forest practices.

Performance targets are the measurable criteria defining specific, attainable target forest conditions and processes...”

Schedule L-1 Water Temperature Functional Objective¹⁷: Provide cool water by maintaining shade, groundwater temperature, flow, and other watershed processes controlling stream temperature.¹⁸

Schedule L-1 Stream Temperature Performance Target: Water quality standards, current and anticipated in next triennial review (e.g., for Bull Trout¹⁹).

Schedule L-1 Shade Performance Target: Westside and eastside high elevation, Type N streams: shade available within 50' for at least 50% of stream length.

Schedule L-1 Timeframe: Need to be completed by Science Advisory Groups.²⁰

Ecology Misleads the AMP/FPB, Changes the Standard for the Adaptive Management Program and Constrains Consideration of Alternatives:²¹

In late 2019/early 2020, Ecology explained to TFW Policy's Type N Technical Workgroup that recommendations need to “...deliver a set of proposed RMZ buffer prescriptions for perennial, non-fish bearing (Type Np) streams in western Washington that meet the current antidegradation requirement of no temperature increase of 0.3°C or greater...”²² Following Ecology's direction the Np workgroup referred to the 0.3 °C criterion in tier II as the “measurable change standard”.

In 2022 the TFW Policy Np buffer dispute resolution report to the FPB from Triangle & Associates characterized the dispute as “The central disagreement among the parties was regarding the amount of change in buffer prescriptions that would be needed from current rules to meet the anti-degradation water quality temperature standard and thus receive Clean Water Act assurances from Ecology.” And “The prescriptions in the proposals developed by the parties

¹⁷ Adopted by the FPB, February 14, 2001

¹⁸ Stream temperature is affected by the interaction of a complex set of factors, including shade, air temperature, pool depth and frequency, flow, and groundwater influences. These factors are addressed in resource objectives for other conditions and processes (e.g., hydrology, sediment, LWD) in addition to the targets selected for stream temperature.

¹⁹ Bull Trout temperature standards are expected to be an outcome of Ecology's triennial review of water quality standards.

²⁰ To date no time frames have been developed for any Schedule L-1 Performance Target

²¹ Additional examples of vague and misleading statements about the water quality standards can be found in the October 31, 2022, FPB meeting minutes at pg. 6 and the August 9, 2023, meeting minutes at pg. 10-11

²² Page 5, Technical Type Np Prescription Workgroup Final Report, May 20, 2021

in Stage I differed in how they approached... buffer widths and lengths needed to result in less than .3-degree Celsius increase in stream temperatures (to meet anti-degradation standards)”²³

In 2022 the majority report recommendations to the FPB described the background as *“The Hard Rock and Soft Rock studies demonstrated the current rules do not adequately protect stream temperature (violating WQS) in Type Np streams in western Washington. It is the conclusion of the majority caucuses that...a continuous buffer, from the end of fish-bearing waters (F/N break) to the uppermost point of perennial flow of Type Np waters is required to meet Washington’s Water Quality Standards.”* The majority report goes on to explain *“tier II does not allow a “measurable change” for waters that do not exceed the designated use criteria... tier II applies to waters that are not impaired where lowering of water quality is allowed to a limited extent, defined for temperature as not greater than “measurable change” defined as 0.3°C... the majority caucuses understand warming of Type Np streams should be limited to 0.3°C in accordance with the state’s Tier II antidegradation standards... a 75-foot buffer “is required to maintain post-harvest temperature increases to less than 0.3°C.”²⁴*

On November 30, 2022, former Ecology Director Watson sent a letter to the FPB regarding CWA Assurances. In addition to mischaracterizing CWA Assurances as having pre-determined conclusions, Director Watson also stated *“the Hardrock phase I and 2 studies demonstrated that all riparian buffer treatment options resulted in temperature increases that greatly exceeded the allowable increase of 0.3 degrees Celsius... The Softrock study likewise demonstrated temperature increases exceeding the allowable amount...”* Director Watson’s letter includes a footnote which reads in part *“The 0.3 degree Celsius limit is based Washington’s Antidegradation water quality standard.”²⁵*

Ecology Acknowledges Temperature Change >0.3 °C is Allowed:

Ecology’s April 24, 2025, memo to the FPB regarding the status of the tier II analysis for the proposed Np buffer rule making acknowledged the 0.3 °C measurable change threshold in tier II is not a strict limit.²⁶ Consequently, to have a legitimate rule making process the FPB needs to reconsider several key issues, such as:

- Objective assessment of the temperature data against resource objectives for the AMP,
- Likely mechanisms driving the largest temperature changes post-harvest,
- The acceptable magnitude/duration of post-harvest temperature change,
- Thorough and impartial estimation of the costs/benefits of different buffering strategies, and
- Information needed to decrease uncertainty about temperature response post-harvest.

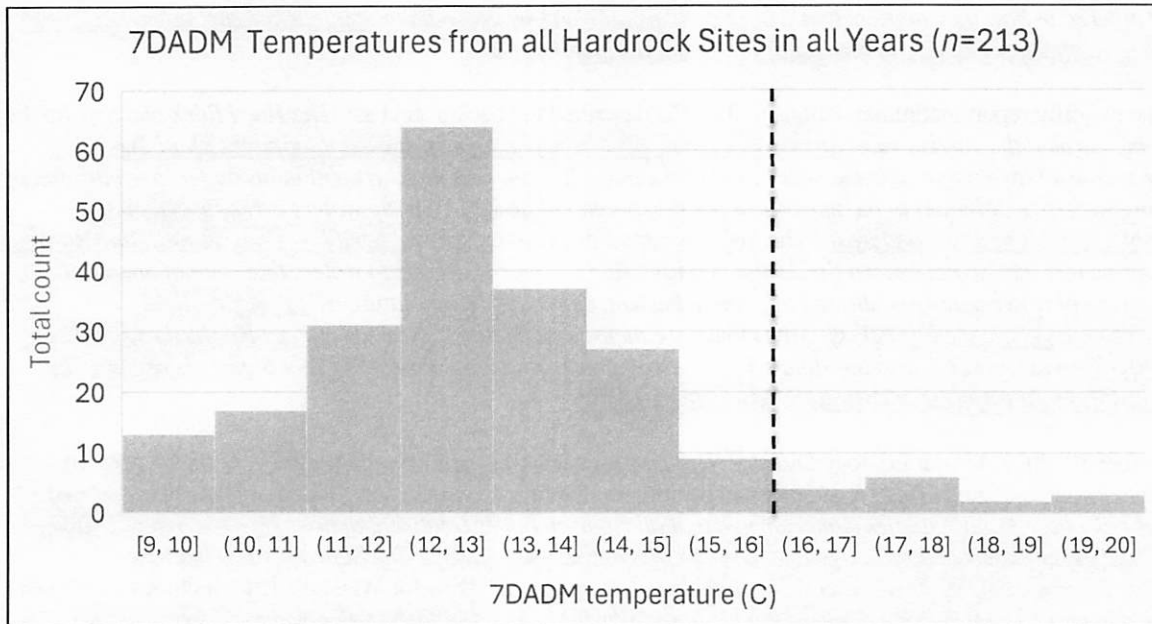
A fresh look at the Hardrock and Softrock temperature data within the context of meeting or exceeding aquatic life temperature criteria - the resource objective for the AMP - is needed. While all these issues and more should have been objectively assessed in the AMP, they were not due to Ecology insisting the measurable change threshold of 0.3 °C was a limit, a water quality standard which cannot be exceeded, in tier II waters.

²³ Page 4-5, Final Report for Type Np Buffer Alternative Dispute, TFW Policy Committee, prepared by Triangle & Associates, September 12, 2022.

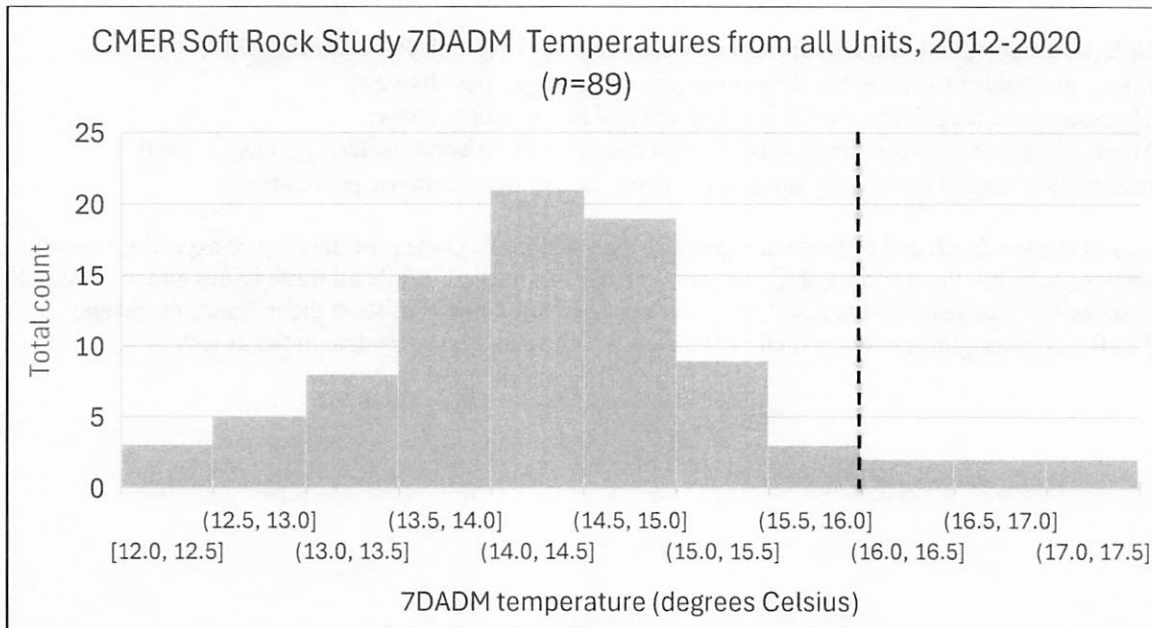
²⁴ Page 3, 8, 9, Type Np Action Development Dispute, Majority Recommendations to the Forest Practices Board, October 15, 2022.

²⁵ Page 3-4, November 30, 2022, CWA Assurances letter from Ecology Director Watson to the FPB.

²⁶ bc_fpb_tierII_20250514



Frequency distribution of 7-day average daily max (7DADM) temp for all Hardrock treatment sites for all years. More than 90% of all temperature observations (198 of 213) met or exceeded aquatic life temperature criteria of 16 °C for the entire study period; more than 80% of the 198 observations were ≥ 2 °C less than 16°C. A majority of the observations above 16 °C are from one 0% buffer treatment.



Frequency distribution of 7-day average daily max (7DADM) temp for all Softrock treatment sites for all years. More than 90% of all temperature observations (83 of 89) met or exceeded aquatic life temperature criteria of 16 °C for the entire study period; more than 80% of the 83 observations were ≥ 1 °C less than 16°C. A majority of the observations above 16 °C are from one treatment site.

Public Hearing Schedule for the Type Np Rulemaking

Date:	Time:	Location:
July 23	4 p.m.	McClelland Center, 951 Delaware Street, Longview
July 29	4 p.m.	Northwest Conference Center, 703 Pacific St, Sedro Woolley
August 4	4 p.m.	Vern Burton Gym, Parks & Recreation Department, 308 East 4th Street, Port Angeles
August 12	4 p.m.	Office Building 2, 1115 Washington Street SE, Auditorium, Olympia

Submit written comments to:

Patricia Anderson, Washington Department of Natural Resources

USPS mail: Address P.O. Box 47012, Olympia, WA 98504-7012

Email: forest.practicesboard@dnr.wa.gov

Submit by: August 12, 2025, 5 p.m.

Assistance for persons with disabilities:

Contact Forest Practices Division

Phone 360.902.1400

Caryn Depew

From: Kim Weissenfels
Sent: Thursday, July 10, 2025 1:59 PM
To: Caryn Depew; Rod Fleck; Tim Fletcher
Subject: FW: July 14, 2025, Forks City Council Meeting-Public Comment from Sarah Huling

From: Sarah <triplesconsultants2025@gmail.com>
Sent: Thursday, July 10, 2025 1:55 PM
To: Kim Weissenfels <admin.assistant@forkswashington.org>
Subject: July 14, 2025, Forks City Council Meeting-Public Comment from Sarah Huling

July 14, 2025, Forks City Council Meeting-Public Comment from Sarah Huling

Please accept this email as written public comment for the July 14, 2025, Forks City Council meeting. I intend to attend in person and, if I'm able, I will present a summarized version of this comment aloud within the three-minute public comment period. However, should I be unable to attend, I respectfully request that this full written comment be entered into the official public record and shared with all members of the Council for review.

Dear Mayor Fletcher, Councilmembers, and City Staff,

Thank you for the opportunity to submit this written public comment for the July 14, 2025, City Council meeting. My name is Dr. Sarah Huling, I'm a Forks resident, a mom, and a rural policy consultant. I appreciate the work you all do for our community.

At last month's meeting, I misstated that the City of Forks contributed \$80,000 toward the Forks Industrial Park (FIP) consulting grant. In fact, the correct figures are \$20,000 from the City and \$60,000 from Clallam County, for a total of \$400,000, funded in part through the Recompete initiative. I'm grateful to Mayor Fletcher and Mr. Fleck for that clarification and want to publicly acknowledge the correction. Transparency and trust go hand-in-hand, and that includes owning our own mistakes.

I also want to acknowledge something encouraging I learned during our last discussion that a portion of Recompete funding is being used to help support the salary of a City of Forks employee. That's a concrete and meaningful connection between a federal investment and our local workforce. It's the kind of outcome we'd all like to see more of.

That said, I did notice a discrepancy between the Forks Council's \$400,000 figure and the July 8 County Board packet, which lists the FIP reconfiguration project at \$300,000. If these are two distinct efforts or funding phases, clarification would be helpful. If they refer to the same project, reconciling the numbers would strengthen public understanding.

The County Board packet shows that the FIP project is part of a 12-project portfolio under the Forest Products Innovation Program, managed by the Clallam EDC. A Seattle-based consultant, Roy Mann, is assigned 60% of his time over three years to oversee this effort.

I don't question Mr. Mann's qualifications. But I do wonder: were any West End professionals, businesses, or even students invited to participate, subcontract, or learn from this work?

In my experience, it's a repeating pattern: rural economic challenges are used to justify major grants, but the dollars leave town. Consultants make a living off our hardship; meanwhile, our capacity remains unchanged. It's like being handed a fish over and over again instead of learning how to fish. Eventually, we have to say: that's not equity, that's dependency.

If the Council is already advocating for local equity in Recompete projects, I want to thank and support that work. If not, here are a few suggestions:

- Request a consultant breakdown for the FIP project, including firm locations.
- Ask the Recompete Task Force for a spending map by geography to clarify how much of the \$35M is reaching Forks and the West End.
- Formally prioritize West End benefit in city-funded or city-supported Recompete projects.
- Establish a Forks advisory group to help track, guide, and inform these once-in-a-generation investments.

This is not just about Forks being mentioned, it's about Forks being meaningfully included. If we don't yet have the skillsets locally, then consultants should be required to mentor, train, or subcontract within the community. Let's build a model where rural development is something we do, not something that's always done to us.

Thank you again for your time and service.

Sincerely,

Dr. Sarah Huling, EdD, MBA, BS ARRT, ARDMS

Forks Resident

TripleSConsultants2025@gmail.com | (503) 409-1681